

# Single Pole Dist. Block, 500 A IEC, Flat Conductor Line, 11 Cables Load, Copper

## Data Solutions

### NUMĂR DE CATALOG

**UDF-500A**



### CERTIFICATIONS



### CARACTERISTICI

Tinned copper or aluminum block allows for copper or aluminum conductor direct connections, or using ferrule

Screw retaining cover is hinged and removable

Design allows for visual inspection of conductor and confirmation of connection

Modular snap-together blocks for building multi-pole power blocks

Easily clips onto DIN rail or mounts to panel with screws

95% fill ratio

RoHS compliant

Conforms to EN 45545 obtaining an HL3 classification for chapter R23 and HL2 classification for chapter R22

Halogen free

## ATTRIBUTE PRODUS

---

Article Number: 569060

Finish: Tinned

Max Current Rating, IEC: 500A

Max Current Rating, UL/CSA: 335A

Line Side Connection: Flat Conductor

Load Side Connection: 11 Cables

Material: Copper; Thermoplastic

Line Side Max Conductor Size, IEC: 185 mm<sup>2</sup>

Load Side Max Conductor Size, IEC: 35 mm<sup>2</sup>

Max Working Voltage, IEC (Ui): 1000

Max Working Voltage, UL (Vin): 600

Short Term Withstand Current (Icw) 1s: 24.5kA

Peak Short Circuit Current (Ipk): 51kA

Rated Conditional Short-Circuit Current (Icc): 24.3kA

Short Circuit Current Rating (SCCR): 10kA

Line Side Number of Connections: 1

Load Side Number of Connections: 11

Load Side Compact Stranded Wire Size: (2) 6 - 35 mm<sup>2</sup>; (4) 2,5 - 10 mm<sup>2</sup>; (5) 2,5 - 16 mm<sup>2</sup>

Load Side Stranded Wire Size - Ferrule: (2) 6 - 25 mm<sup>2</sup>; (4) 2,5 - 10 mm<sup>2</sup>; (5) 2,5 - 16 mm<sup>2</sup>

Load Side Wire Size: (2) #10 - #1; (5) #14 - #4; (4) #14 - #6

Enclosure Rating: IP 20

Depth (D): 50mm

Height (H): 96mm

Width (W): 49mm

Unit Weight: 0.37kg

Certification Details: UL® 1059

Flammability Rating: UL® 94V-0

Complies With: IEC® 60947-7-1

## DETALII SUPLIMENTARE DESPRE PRODUS

---

Increase the number of outputs with one input using a jumper on blocks with a Max Current Rating, IEC up to 160 A.

Blocks with 1,000 VAC/DC Max Working Voltage, UL are ideal for solar applications.

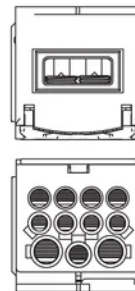
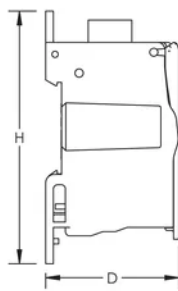
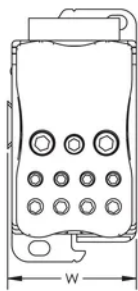
### Design Guideline for Distribution Blocks, Power Blocks and Power Terminals

Derating according to Ambient\* Temperature (°C) to maintain working temperature of 85°C

Ambient Temperature (°C)	30°	35°	40°	45°	50°	55°	60°	65°	70°	75°
Derating Coefficient (d)	1	1	1	0.94	0.88	0.82	0.75	0.67	0.58	0.47

\*environment around the terminal blocks inside the enclosure

## DIAGRAMS



## AVERTIZARE

Produsele nVent trebuie instalate și utilizate numai așa cum este indicat în fișele de instrucțiuni și materialele de formare ale nVent. Fișele de instrucțiuni sunt disponibile pe [www.nvent.com](http://www.nvent.com) și de la reprezentantul dvs. de servicii clienți nVent. O instalare incorectă, o utilizare abuzivă, o aplicare greșită sau orice altă lipsă de respectare completă a instrucțiunilor și avertismentelor nVent poate duce la defectarea produsului, la deteriorarea proprietății, la răni corporale grave și moarte și/sau poate anula garanția dvs.



Portofoliul nostru puternic de mărci:

**CADDY ERICO HOFFMAN ILSCO SCHROFF TRACHTE**