

Four Pole Distribution Block, 400 A, 1 Line Side & 14 Load Side Connections

Data Solutions

NUMĂR DE CATALOG

TDL-400A



CERTIFICATIONS



CARACTERISTICI

Connect nVent ERIFLEX Flexibar, insulated braided conductor or cable with lug on line side

Tinned copper bars allows for copper or aluminum cable

Transparent protection covers

Easy and safe connections

Easily clips onto DIN rail or mounts to panel with screws

Solid bars provide reliability

Input separated from outputs

Supports wiring from both sides

Design allows for visual inspection of conductor and confirmation of connection

Large end terminals

High percentage of fill ratio

Wiring with or without terminal

RoHS compliant

Conforms to EN 45545 obtaining an HL3 classification for chapter R23 and HL2 classification for chapter R22

Halogen free

ATTRIBUTE PRODUS

Article Number: 563995

Material: Copper; Thermoplastic

Finish: Tinned

Max Current Rating, IEC: 400A

Max Current Rating, UL/CSA: 400A

Short Term Withstand Current (Icw) 1s: 23kA

Peak Short Circuit Current (Ipk): 51kA

Max Working Voltage, IEC (Ui): 1000; 1500

Max Working Voltage, UL (Vin): 600

Line Side Number of Connections: 1

Line Side Compact Stranded Wire Size: 35 - 120 mm²

Line Side Conductor Width: 20 – 24mm

Line Side Stranded Wire Size - Ferrule: 35 – 120mm²

Line Side Wire Size: 1 – 250

Load Side Number of Connections: 14

Load Side Compact Stranded Wire Size: (1) 10 - 50 mm²; (2) 10 - 35 mm²; (4) 6 - 25 mm²; (7) 2,5 - 16 mm²

Load Side Stranded Wire Size - Ferrule: (1) 10 - 35 mm²; (2) 10 – 25 mm²; (4) 6 - 16 mm²; (7) 2,5 - 10 mm²

Load Side Wire Size: (1) #6 – 1/0; (2) #8 - #1; (4) #10 - #3; (7) #10 - #5

Depth (D): 121mm

Height (H): 156mm

Width (W): 224mm

Unit Weight: 1.69kg

Enclosure Rating: IP 10

Flammability Rating: UL® 94V-0

Complies With: IEC® 60947-7-1

DETALII SUPLIMENTARE DESPRE PRODUS

Line side and load side number of connections are per pole.

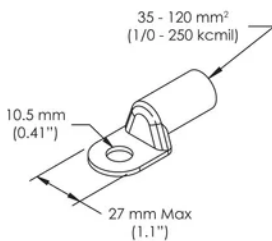
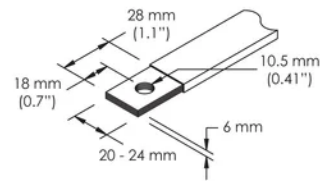
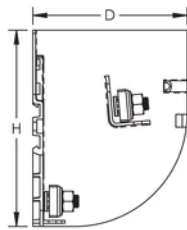
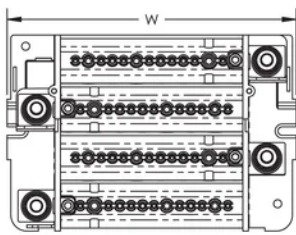
Design Guideline for Distribution Blocks, Power Blocks and Power Terminals

Derating according to Ambient* Temperature (°C) to maintain working temperature of 85°C

Ambient Temperature (°C)	30°	35°	40°	45°	50°	55°	60°	65°	70°	75°
Derating Coefficient (d)	1	1	1	0.94	0.88	0.82	0.75	0.67	0.58	0.47

*environment around the terminal blocks inside the enclosure

DIAGRAMS



AVERTIZARE

Produsele nVent trebuie instalate și utilizate numai așa cum este indicat în fișele de instrucțiuni și materialele de formare ale nVent. Fișele de instrucțiuni sunt disponibile pe www.nvent.com și de la reprezentantul dvs. de servicii clienți nVent. O instalare incorectă, o utilizare abuzivă, o aplicare greșită sau orice altă lipsă de respectare completă a instrucțiunilor și avertismentelor nVent poate duce la defectarea produsului, la deteriorarea proprietății, la răni corporale grave și moarte și/sau poate anula garanția dvs.



Portofoliul nostru puternic de mărci:

CADDY ERICO HOFFMAN ILSCO SCHROFF TRACHTE