

Single Pole Distribution Block, 500 A IEC, Cable Line, 6 Cables Load, Aluminum

Data Solutions

NÚMERO DE CATÁLOGO

UD6C500AL



CERTIFICATIONS



CARACTERÍSTICAS

Tinned copper or aluminum block allows for copper or aluminum conductor direct connections, or using ferrule

Screw retaining cover is hinged and removable

Design allows for visual inspection of conductor and confirmation of connection

Modular snap-together blocks for building multi-pole power blocks

Easily clips onto DIN rail or mounts to panel with screws

95% fill ratio

RoHS compliant

Conforms to EN 45545 obtaining an HL3 classification for chapter R23 and HL2 classification for chapter R22

Halogen free

CARACTERÍSTICAS DO PRODUTO

Número do artigo: 569201

Acabamento: Tinned

Max Current Rating, IEC: 500A

Max Current Rating, UL/CSA: 380A

Line Side Connection: Cable

Copy of Copy of Output Connection: 6 Cables

Material: Alumínio; Termoplástico

Line Side Max Conductor Size, IEC: 240 mm²

Load Side Max Conductor Size, IEC: 50 mm²

Max Working Voltage, IEC (Ui): 1000; 1500

Max Working Voltage, UL (Vin): 1000

Short Term Withstand Current (Icw) 1s: 34.3kA

Peak Short Circuit Current (Ipk): 52.5kA

Rated Conditional Short-Circuit Current (Icc): 25kA

Classificação de corrente de curto-circuito (SCCR): 100kA

Line Side Number of Connections: 1

Line Side Compact Stranded Wire Size: 95 - 240 mm²

Line Side Wire Size: 3 – 500

Load Side Number of Connections: 6

Load Side Compact Stranded Wire Size: 10 - 50 mm²

Load Side Stranded Wire Size - Ferrule: #8 - #1

Load Side Wire Size: #8 - 1/0

Classificação do gabinete: IP 20

Profundidade (D): 148.1mm

Altura (H): 90.2mm

Largura (W): 43.7mm

Peso unitário: 0.34kg

Certification Details: UL® 1953

Flammability Rating: UL® 94V-0

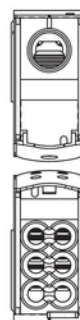

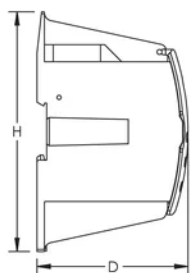
Em conformidade com: IEC® 60947-7-1

DETALHES ADICIONAIS DO PRODUTO

Increase the number of outputs with one input using a jumper on blocks with a Max Current Rating, IEC up to 160 A.

Blocks with 1,000 VAC/DC Max Working Voltage, UL are ideal for solar applications.

DIAGRAMAS



AVISO

Os produtos nVent devem ser instalados e utilizados apenas conforme indicado nas fichas de instrução do produto e materiais de treinamento da nVent. As fichas de instrução estão disponíveis em www.nVent.com e com nossos representantes de atendimento ao cliente nVent. A instalação inadequada, uso incorreto, aplicação incorreta ou outra falha qualquer em seguir completamente as instruções e avisos da nVent podem levar ao mau funcionamento do produto, danos à propriedade, lesões corporais graves e morte, e/ou anular sua garantia.



O nosso forte portefólio de marcas:

CADDY ERICO HOFFMAN ILSCO SCHROFF TRACHTE