

Varistar CP Electronics DECO/IP20/IP55




Table of Contents

| | |
|---|-----------|
| Cabinets – Varistar CP Platform | 4 |
| One Stationary Frame, One Mobile Frame, One Accessory Range: The Varistar Cp Portfolio..... | 4 |
| Varistar Cp Portfolio - What Is The Difference | 4 |
| Varistar Cp Offers Pre-Configured Electronic Cabinets..... | 5 |
| Smooth-Running And Absolutely Tight: The Varistar Cp Locking System..... | 5 |
| Smooth-Running And Absolutely Tight: The Varistar Cp Locking System..... | 6 |
| Security Access Ehandle | 6 |
| Security Access Ehandle | 6 |
| Seismic Versions..... | 7 |
| New And Well Thought Out: Varistar Cp Cable Management..... | 8 |
| Effective And Wide Array Of Cabling Options..... | 8 |
| Heat Dissipation To Exact Requirements: Cooling Concepts For Varistar Cp..... | 9 |
| Classic And Consistent: Varistar Cp Colour And Design | 9 |
| Cp Frame Dimensions | 10 |
| Top Cover With Cut-Out Zones | 11 |
| Cp Side Panel | 12 |
| Cp Rear Panel..... | 13 |
| Cabinets – Varistar CP Electronics | 14 |
| Overview..... | 14 |
| The Universal Cabinet For Electronics..... | 14 |
| Deco..... | 15 |
| Ip 20..... | 16 |
| Ip 55..... | 17 |
| Lever Handles | 18 |
| Base Plate, Multi-Piece For Static And Mobile Frame..... | 19 |
| Stationary Base | 20 |
| Base/Plinth, Mobile..... | 21 |
| Mounting Plate..... | 21 |
| Mounting Plate..... | 21 |
| 19" Swing Frame..... | 22 |
| 19" Panel/Slide Mount With Universal Pitch (Eia)..... | 23 |
| 19" Assembly Kit, M6..... | 24 |
| 19" Assembly Kit, M6 | 25 |
| Slide Rails..... | 26 |
| 19" Fixed Shelf, 1u, 75 Kg..... | 27 |
| Statonary Shelf, 75 Kg..... | 28 |
| 19" Telescopic Shelf, 70 Kg..... | 29 |
| Depth Member | 30 |
| C-Profile For The Cabinet Depth..... | 31 |
| C-Profile For Cabinet Width..... | 32 |
| Cable Ties, Velcro..... | 32 |
| The Universal Cabinet For Electronics..... | 33 |
| Varistar Cp Ip20 / Deco | 34 |


| | |
|--|-----------|
| Frames, Side-By-Side Mounting Kits, Adjustable Feet, Castors | 34 |
| Side Panels, Rear Panels | 35 |
| Side Panels, Rear Panels | 36 |
| Glazed Doors | 37 |
| Steel Doors Plain | 38 |
| Steel Doors Perforated | 39 |
| Flat/Raised Top Covers, Fan Trays And Lifting Eyes | 40 |
| Top Cover With Pre-Cut-Out Zones, Fan Trays | 41 |
| Thermostat, Speed Controller For Fan Trays, Extension Cables | 42 |
| Thermostat, Speed Controller For Fan Trays, Extension Cables | 43 |
| Varistar Cp Ip55 | 44 |
| Serviceplus: Configuration And Assembly | 44 |
| Frames, Side-By-Side Mounting Kits, Adjustable Feet, Castors Order Information | 45 |
| Side Panels, Rear Panels, Doors, Handles | 46 |
| Flat Top Covers, Base Plate | 47 |
| Bases/Plinths | 48 |
| Interior Mounting | 49 |
| 19" Panel/Slide Mounts | 49 |
| Etsi Panel/Slide Mounts | 50 |
| Swing Frames For Cabinet Width 600 Mm | 51 |
| Swing Frames For Cabinet Width 800 Mm | 51 |
| Mounting Plate, Stationary Shelves, 75 Kg | 52 |
| Telescopic Shelves, 70 Kg | 53 |
| 19" Shelves 1 U, Stationary 75 Kg, Telescopic 30 Kg | 54 |
| 19" Telescopic Shelf, 2 U, 70 Kg | 55 |
| Slide Rails, Depth Members | 56 |
| Telescopic Shelves, 70 Kg | 57 |
| Cable Ties, Velcro | 58 |
| Internet Configurator | 59 |

Cabinets – Varistar CP Platform

ONE STATIONARY FRAME, ONE MOBILE FRAME, ONE ACCESSORY RANGE: THE VARISTAR CP PORTFOLIO



Stationary Frame



Mobile Frame

Varistar CP is a versatile cabinet platform that allows identical accessories to be combined with two basic frames.

- Stationary Frame:
Static Load capacity = 1.600 kg on adjustable feet
- Mobile Frame:
Load capacity = 1.000 kg on castors
Static Load capacity = 1.600 kg on adjustable feet

VARISTAR CP PORTFOLIO - WHAT IS THE DIFFERENCE



UL2416



**EN 61000-5-7
IEC 61587-3**



IEC 60529



EN 45545-2



**Telcordia GR63 Core
Zone4**



Advanced security



Intelligent Power Distribution

Varistar CP:

- more robust than the previous Varistar
- more reliable frame, with non complex assortment
- the doors are more stable with multiple locks available
- more robust side panels and rear panels that are single person mountable
- divided side panels now available for Datacom cabinets
- 19" upright – Datacom (new) and Electronic (as before) smartly designed top covers and lifting eyes
- a minimalist and robust base plate, base plinth and adjustable feet; with improved reusability and more IP55 features
- CP IP55 & EMC gaskets are always EN45545 certified and have improved contact on the corner
- improved manageability and ease of assembly
- new UL 2416 compliance in addition to existing compliances
- Varistar CP has multiple configurations tested:
IEC 61587-3, tested up to 3 GHz
EN 61000-5-7, tested up to 18 GHz

Cabinets – Varistar CP Platform

VARISTAR CP OFFERS PRE-CONFIGURED ELECTRONIC CABINETS



(1)
10630-033, 10630-034
10630-035, 10630-036



(2)
10630-037, 10630-038
10630-039, 10630-040



(3)
10630-041



(4)
10630-042



(5)
10630-044



(6)
10630-045

For the electronics market we offer pre-configured cabinets that can be easily modified and configured to meet project requirements

- Varistar CP Deco Cabinet with 19" panel mounts in Deco Frame (1)
- Varistar CP IP20 Cabinet, glass front door, steel rear door (2)
- Varistar CP IP55 Cabinet
 - IP55 Rack with glass front door and steel back door (3)
 - IP55 Rack with front door and steel back door (4)
- Varistar CP EMC
 - EMC & IP55 Rack with base plate without cable entry
 - EMC & IP55 Rack with base plate with cable entry (5)
 - EMC & IP20
 - Rack with fan top cover (6)
- Varistar CP Seismic
 - Seismic Rack, Bellcore Zone 4 , EMC & IP55
 - Heavy duty Seismic Rack, Bellcore Zone 4, EMC & IP55

Note:

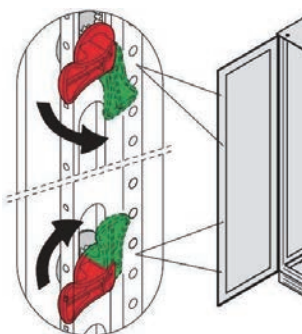
More robust doors with more hinges and locking points

- IP 20 doors > 38U have 3 hinges
- EMC doors from 33U up to 42U have 4 hinges and locking points, EMC doors 47U have 5 hinges and locking points

All pre-configured cabinets can be transported to the online configurator to make project specific choices for cladding, color and cutouts, etc. Please use the customize button from the website.

SMOOTH-RUNNING AND ABSOLUTELY TIGHT: THE VARISTAR CP LOCKING SYSTEM

EMC door with locking bar



IP20/Server/IP55



Varistar CP provides from 1 all the way up to 5 point locking. The latching system also contributes to the protection class and shielding. The innovative locking bar accepts a variable number of deadbolts, depending on the cabinet height, to ensure the most even compression of the gaskets.

Best of all: activating the locking bar causes the latches to move in the opposite direction. Thus the frictional forces of the bolts are balanced out and a resulting lopsided vertical force on the door is avoided. The doors close easily and with an absolute seal.

EMC doors are fitted with up to 5-point locking or more, IP20 and server doors have up to 3-point locking. We use IP55 and EMC doors for our Seismic applications.

Handles for DIN profile cylinder, for ASSA or KABA as well as combination locks are available. Electronic locking systems can also be selected from a huge portfolio.

Cabinets – Varistar CP Platform

SMOOTH-RUNNING AND ABSOLUTELY TIGHT: THE VARISTAR CP LOCKING SYSTEM



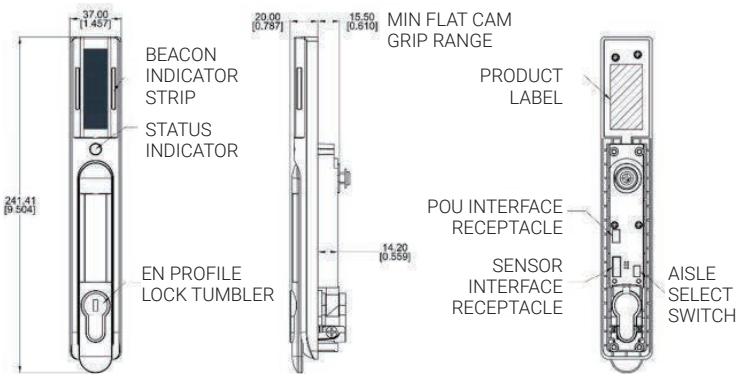
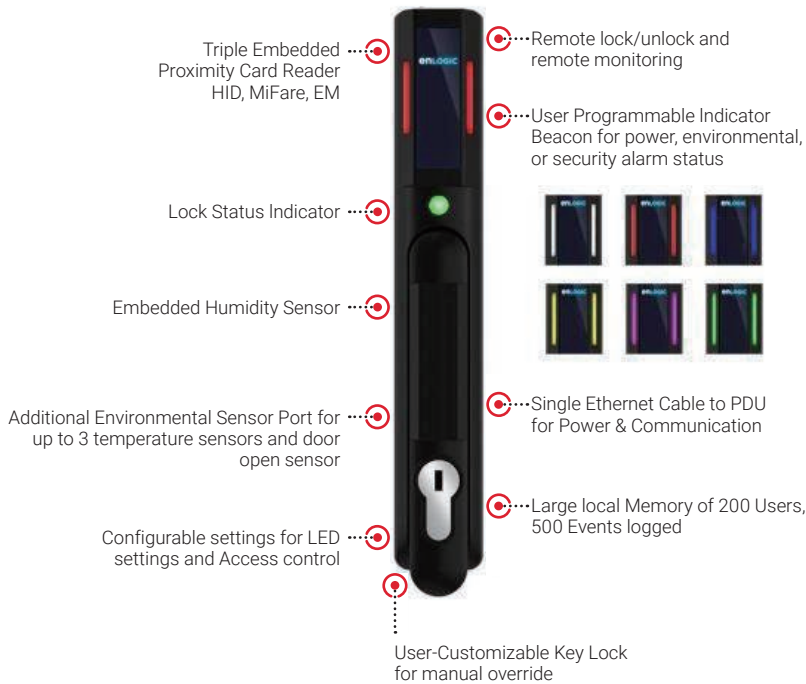
SECURITY ACCESS eHANDLE

With the Enlogic Access Security eHandle, you can customize your data center's multilevel security protection. The device controls cabinet door access by requiring users to enter one or more security credentials to gain access.

The system is an intelligence hub for data center rack doors, with security and environmental monitoring to simplify connectivity between the network controller and the PDU. It also manages temperature, humidity, and door-open status. It contains a built-in alarm beacon, and security for single or dual factor authentication. Enlogic's eHandle easily connects to the PDU and is controlled and powered by the PDU.

RFID Authentication

Dual Factor Authentication



SECURITY ACCESS eHANDLE

EA9502 Security Access eHandle Supports Physical Key Entry and Electronics access EA9500 Security Access eHandle Supports Physical Key Entry and Electronics access + RFID card reader and Keypad.

Technical specifications:

- Operating Temperature: 10 to 60°C (50 to 140°F)
- Storage Temperature: -20 to 70°C (-4 to 158°F)
- Humidity (operating/storage): 10–90% RH/5–95% RH; non-condensing
- Max. Operating: 3.000 m (9.840 ft)

Compliance:

- Safety & Environmental EMC, FCC, UL Listed to UL60950-1, RoHS Compliant

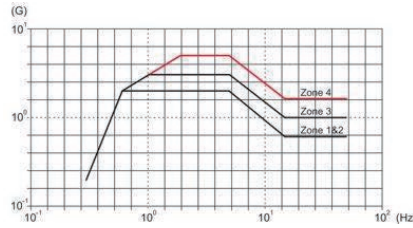
Cabinets – Varistar CP Platform

SEISMIC VERSIONS



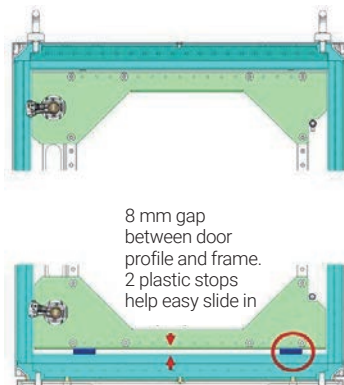
Reinforcements are built of 10 mm thick S700MC fine grain structural steel, with extremely high yield strength to ensure rugged performance with 500 kg loading in earthquake prone environments.

L shaped vertical reinforcements are in the front and rear covering the height and width and joining in the middle. The horizontal reinforcements on top provide extra rigidity to the frame.



Reinforcements are built of 4 mm thick DD11 steel to ensure competitive cost and a rugged performance with 250 kg loading in seismic regions.

The vertical reinforcement brackets joining in the middle of the frame height, with small stiffening angles at top and bottom.



Varistar CP Seismic heavy load cabinets are NEBS certified and tested per Telcordia GR63 Core Zone 4 for 500 kg.

Varistar CP Seismic tested per NEBS norms & Telcordia GR63 Core Zone 4 for 250 kg seismic loading.



Seismic doors are equipped with reinforced 2.5 mm thick brackets replacing standard door bar profiles.

Cabinets – Varistar CP Platform

NEW AND WELL THOUGHT OUT: VARISTAR CP CABLE MANAGEMENT

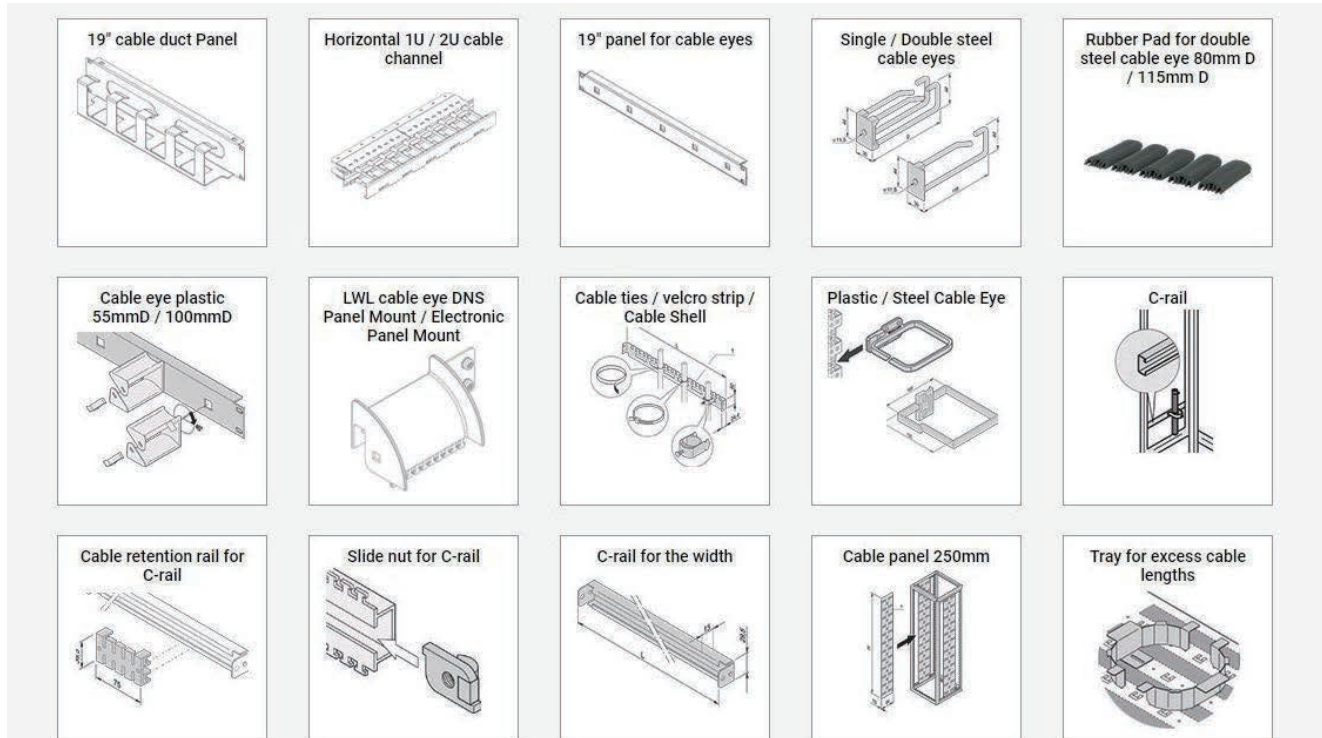
nVent SCHROFF has divided the available space in the VARISTAR CP into zones and given a simple description of the position and use of these zones. The colored arrows show the direction of the cable ducting.

For each zone a range of accessories has been developed to suit the conditions in the cabinet. This simplifies cabling and thus helps to include as many connections as possible in a distribution cabinet. The VARISTAR CP profile with its many fixing options has thus proved a real boon.



- In front of the 19" plane
- In this zone the patch cables are ducted horizontally between the distribution fields
- On the right and left hand side, next to the 19" plane
- In this zone patch cables are ducted vertically in a kind of channel to the individual components
- Zone 3 is located laterally behind the 19" plane across the cabinet depth; mainly for 800 mm wide cabinets
- In this zone entering cable bundles are fixed in the cabinet, parted and ducted to the rear of the distribution fields
- Zone 4 is located in the rear across the cabinet width
- Alternative to zone 3 for 600 mm wide cabinets only or when cable entry is at the rear of the cabinet

EFFECTIVE AND WIDE ARRAY OF CABLING OPTIONS






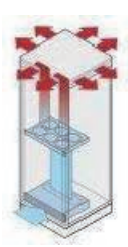
Cabinets – Varistar CP Platform

HEAT DISSIPATION TO EXACT REQUIREMENTS: COOLING CONCEPTS FOR VARISTAR CP

Depending on installed heat dissipation and the surroundings, VARISTAR CP offers various cooling options and good conditions for problem-free operation of the installed equipment.

Either top cover fans are used to assist heat dissipation or perforated doors with 78% air throughput are fitted.

Depending on the amount of heat generated and the internal and external temperatures, various cooling concepts are applied to keep electronics cabinets cooled effectively. These may use air-filtered fans, fan trays or controlled airflow systems.

| | | | |
|--|---|---|--|
| <p>Closed Cabinet</p>  <p>2-4 kW</p> <p>Natural convection via thermal radiation</p> | <p>Cabinet with fans</p>  <p>4-6 kW</p> <p>Free convection through top cover fans</p> | <p>Cabinet perforated doors</p>  <p>x-y kW</p> <p>Free convection through perforated doors/rear panels</p> | <p>Cabinet with 19" fan trays + top cover fans</p>  <p>4-6 kW</p> <p>Forced cooling with air</p> |
|--|---|---|--|

Additionally, we offer air/water heat exchanger, rackchiller or aisle containment up to 100 kw per Rack

| | | | | |
|--|---|--|--|---|
|  <p>Up to 100kW per rack</p> <p>Direct Liquid Cooling</p> |  <p>Up to 55kW per rack</p> <p>RackChiller Rear Door</p> |  <p>Up to 75kW per cooler</p> <p>RackChiller In Row</p> |  <p>Up to 25kW per rack</p> <p>RackChiller In Rack</p> |  <p>Up to 12kW per rack</p> <p>Aisle Containment</p> |
|--|---|--|--|---|

CLASSIC AND CONSISTENT: VARISTAR CP COLOUR AND DESIGN

As well as its functional aspects, in the development of VARISTAR CP the design of individual components and their combined effect on the cabinet's appearance was always a priority. The cabinet gains a characteristic, unmistakable look.

The frame, side panels, doors, base and cover are offered in black grey (RAL 7021) for all standard and preconfigured cabinets.

VARISTAR CP can be supplied in 7 RAL colours within 15 working days.

The current range of colours can be seen below or online.

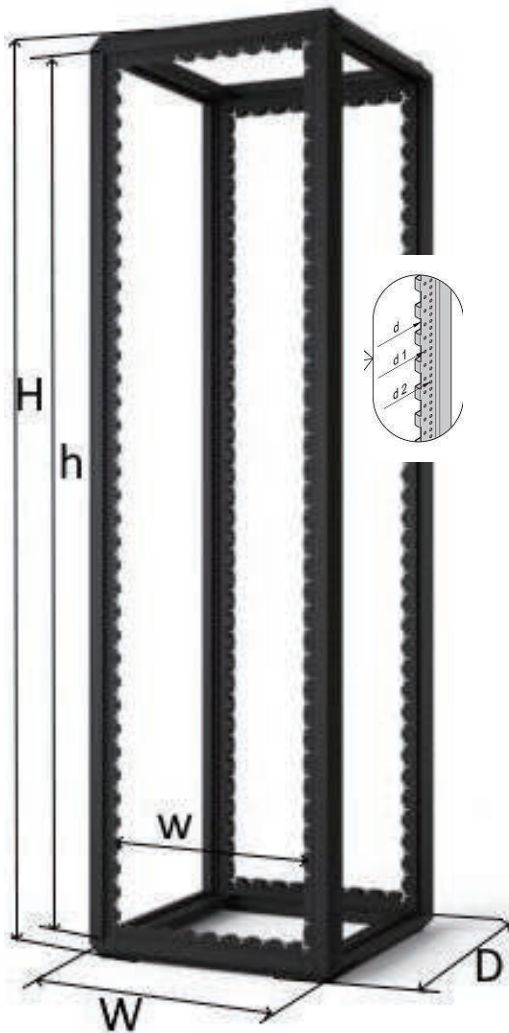
RAL colors:



- RAL 7021 = black grey
- RAL 7030 = stone grey
- RAL 7032 = pebble grey
- RAL 7035 = light grey
- RAL 9002 = grey white
- RAL 9003 = signal white
- RAL 9005 = deep black

Cabinets – Varistar CP Platform

CP FRAME DIMENSIONS



| Cabinet height mm | U | Frame H (mm) | h (mm) |
|-------------------|----|--------------|--------|
| 1200 | 24 | 1192 | 1102 |
| 1400 | 29 | 1392 | 1302 |
| 1600 | 33 | 1592 | 1502 |
| 1800 | 38 | 1792 | 1702 |
| 2000 | 42 | 1992 | 1902 |
| 2200 | 47 | 2192 | 2102 |
| 2450 | 52 | 2442 | 2152 |

| Cabinet width mm | Frame W (mm) | w (mm) |
|------------------|--------------|--------|
| 600 | 592 | 535 |
| 800 | 792 | 735 |

| Cabinet depth mm | D mm | Frame d (mm) | d ₁ (mm) | d ₂ (mm) |
|------------------|------|--------------|---------------------|---------------------|
| 300 | 292 | 128.8 | 150 | 175 |
| 600 | 592 | 428.8 | 450 | 475 |
| 800 | 792 | 628.8 | 650 | 675 |
| 900 | 892 | 728.8 | 750 | 775 |
| 1000 | 992 | 828.8 | 850 | 875 |
| 1100 | 1092 | 928.8 | 950 | 975 |
| 1200 | 1192 | 1028.8 | 1050 | 1075 |

| Height of adjustable feet, castors, base/plinth | |
|---|---|
| Adjustable feet | 18 to 40 mm, 1.600 kg* |
| Locking castors, Ø 64 mm | H = 92,5 mm, 900 kg* |
| Locking castors, Ø 125 mm | H = 155,0 mm, 400 kg* |
| Locking castors, Ø 60 mm | H = 80,0 mm, 400 kg* |
| Base/plinth (feet), 100 mm | 110 to 140 mm, 1.600 kg,* |
| Base/plinth (feet), 200 mm | 210 to 240 mm, 1.600 kg,* |
| Base/plinth, mobile | 125 to 140 mm, on castors 400 kg*, on adjustable feet 1.600 kg* |

* = static load-carrying capacity

Adjustable feet



Castors Ø 60 mm with adjustable feet



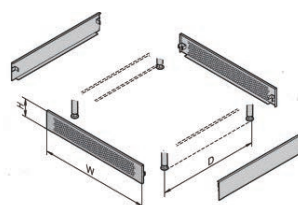
Locking castors Ø 64 mm



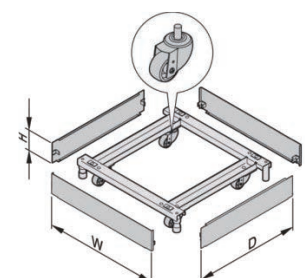
Locking castors Ø 125 mm



Base/plinth

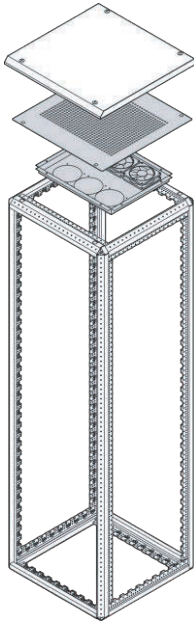


Mobile base/plinth



Cabinets – Varistar CP Platform

TOP COVER WITH CUT-OUT ZONES




The top covers are more robust than ever.

We offer a range of versatile versions. The cover can be combined with lifting eyes.

- Plain
- Perforated
- Raised
- Covers with pre-cutouts (for cable management or brush strips)
- Covers for fan inserts (AC or DC versions)
- For EMC or Seismic applications

Plain/Flush top cover




Perforated top cover




Top cover with pre-cutouts




Top cover reduced number of cutouts



Fan top cover IP20 and EMC



Energy efficient fan top cover IP 20 and EMC



Speed controller for fan trays



Cabinets – Varistar CP Platform

CP SIDE PANEL

Side panel with quick-release fastener with safety lock

All Varistar CP side panels are single-person mountable. Simply hang in place and then fasten with bolts or quick-release fasteners.



Bolted side panel



Divided side panel



Cabinets – Varistar CP Platform

CP REAR PANEL


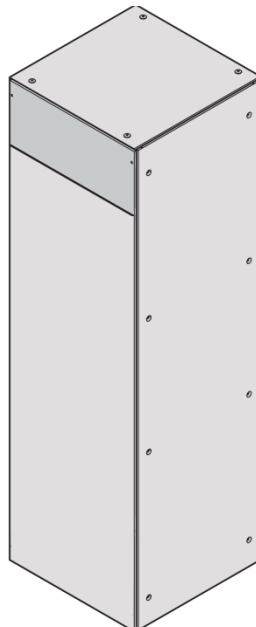

Bolted rear panel

All Varistar CP rear panels are single-person mountable. Simply hang in place and then fasten with bolts.



Torque 3,5 Nm

Rear panel with mounting plate and brush strip



Cabinets – Varistar CP Electronics

Overview

THE UNIVERSAL CABINET FOR ELECTRONICS

- Selectable stability, static load-carrying capacity up to 1600 kg
- Professional solutions for cable ducting
- Variable ventilation concepts, active and passive
- Various versions in ServicePLUS configuration

VARISTAR CP DECO



- Open at front, with deco frame and integrated 19" panel mounts

VARISTAR CP IP20



- With glass door and single point locking

VARISTAR CP IP55



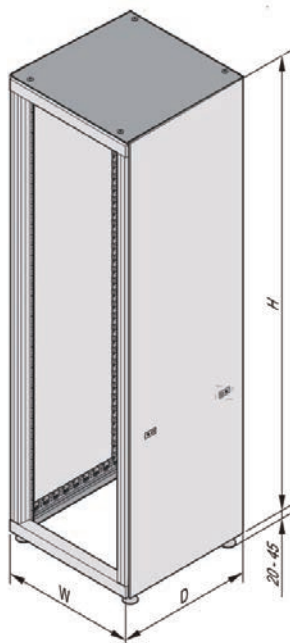
- With steel door 3-point locking and screw-fixed side panels

Security access eHandle

- e.g. Individual configuration and assembly
- e.g. Modifications (cut-outs, special colors)
- e.g. Custom solutions (special sizes)

Cabinets – Varistar CP Electronics

DECO



- Open at front (no door)
- 19" panel mounts integrated into decoration frame
- Rear door with single point locking, side panels with quick-release fasteners
- Static load-carrying capacity 400 kg

Delivery comprises (assembled)

| Item | Qty | Description |
|------|-----|--|
| 1 | 1 | Welded basic frame, St profile, zinc-plated, powder-coated, RAL 7021 |
| 2 | 4 | Adjustable foot, assembled |
| 3 | 1 | Top cover, St, RAL 7021 |
| 4 | 1 | Decorative frame, Al, integrated 19" panel mounts at the front, RAL 7021 |
| 5 | 2 | Adapter bracket, St, 2 mm, RAL 7021, front, for assembling shelves and slide rails |
| 6 | 1 | Rear door, St, 180° hinge, single point locking and key with safety lock, RAL 7021 |
| 7 | 2 | Side panel, St, with quick-release fastener, RAL 7021 |
| 8 | 1 | GND/earthing kit, supplied loose |

Order information

| Height U | Height H (mm) | Width W (mm) | Depth D (mm) | Part no. |
|----------|---------------|--------------|--------------|-----------|
| 38 | 1800 | 600 | 600 | 10630-033 |
| 38 | 1800 | 600 | 800 | 10630-034 |
| 42 | 2000 | 600 | 600 | 10630-035 |
| 42 | 2000 | 600 | 800 | 10630-036 |

Accessories


| | |
|--|-----------|
| Castors \varnothing 64 mm, H=92,5 mm, load-carrying capacity 900 kg, PS/St, PU 4 pieces, 2 locking, 2 non-locking | 24630-020 |
| Castors \varnothing 60 mm, H=80,0 mm, load-carrying capacity 400 kg, PS/St, PU 4 pieces, 2 locking, 2 non-locking | 24630-018 |
| Castors \varnothing 125 mm, H=155 mm, with rubberized rollers, load-carrying capacity 400 kg, PS/St, PU 4 pieces, 2 locking, 2 non locking | 24630-018 |
| Lever handle for 3-point locking with push button, 1 piece | 24630-003 |
| DIN profile half cylinder, common locking for lever handle (1 key fits all locks) incl. 2 keys | 60114-121 |
| Lifting eye for top cover, PU 4 pieces | 24630-030 |

Note

- Lever handle can be added to rear door
- For more dimensions and versions see ServicePLUS IP 20, starting on page 33
- Please order base plate separately, see page 19
- Please order base/plinth separately, see page 21
- For assembly of shelves and slide rails another pair of panel/slide mounts is necessary, see page 21–27

Cabinets – Varistar CP Electronics

IP 20



- With glazed front door
- Doors with single point locking, side panels with quick-release fasteners
- IP20 protection
- Static load-carrying capacity 1600 kg

Delivery comprises (assembled)

| Item | Qty | Description |
|------|-----|---|
| 1 | 1 | Welded basic frame, St profile, zinc-plated, powder-coated, RAL 7021 |
| 2 | 4 | Adjustable foot, assembled |
| 3 | 1 | Top cover, St, RAL 7021 |
| 4 | 1 | Front door, glazed, safety glass, 6 mm, 180° hinge, RAL 7021, single point locking, key lock cover |
| 5 | 1 | Rear door, St, 180° hinge, RAL 7021, single point locking, key with safety lock |
| 6 | 2 | Side panel, St, quick-release fastener with safety lock, RAL 7021 |
| 7 | 2 | 19" panel/slide mount with EIA cut-outs, St, RAL 7021, assembled at front, depth-adjustable in 25 mm increments |
| 8 | 1 | GND/earthing kit, supplied loose |

Order information

| Height U | Height H (mm) | Width W (mm) | Depth D (mm) | Part no. |
|----------|---------------|--------------|--------------|-----------|
| 38 | 1800 | 600 | 600 | 10630-037 |
| 38 | 1800 | 600 | 800 | 10630-038 |
| 42 | 2000 | 600 | 600 | 10630-039 |
| 42 | 2000 | 600 | 800 | 10630-040 |

Accessories

| | |
|--|-----------|
| Castors ø 64 mm, H=92,5 mm, load-carrying capacity 900 kg, PS/St, PU 4 pieces, 2 locking, 2 non-locking | 24630-020 |
| Castors ø 60 mm, H=80,0 mm, load-carrying capacity 400 kg, PS/St, PU 4 pieces, 2 locking, 2 non-locking | 24630-018 |
| Castors ø 125 mm, H=155 mm, with rubberized rollers, load-carrying capacity 400 kg, PS/St, PU 4 pieces, 2 locking, 2 non locking | 24630-104 |
| Lever handle for 3-point locking with push button, 1 piece | 24630-003 |
| DIN profile half cylinder, common locking for lever handle (1 key fits all locks) incl. 2 keys | 60114-121 |
| Lifting eye for top cover, PU 4 pieces | 24630-030 |

Note

- Lever handle can be added to rear door
- For more dimensions and versions see ServicePLUS IP 20, starting on page 33
- Please order base plate separately, see page 19

- Please order base/plinth separately, see page 21
- For assembly of shelves and slide rails another pair of panel/ slide mounts is necessary, see page 21–27

Cabinets – Varistar CP Electronics

IP 55



- With glazed/steel front door
- Doors with 3- point locking, side panels screw-fixed
- IP55 protection
- Static load-carrying capacity 1600 kg

Delivery comprises (assembled)

| Item | Qty | Description |
|------|-----|---|
| 1 | 1 | Welded basic frame, St profile, zinc-plated, powder-coated, RAL 7021, with all-round rubber seals |
| 2 | 4 | Adjustable foot, assembled |
| 3 | 1 | Top cover, flat, St, RAL 7021 |
| 4 | 1 | Front door, glazed (10630-041)/Steel (10630-042), RAL7021, 180° hinge, 3-point locking, lever handle |
| 5 | 1 | Rear door, St, RAL7021, 180° hinge, 3- point locking, lever handle |
| 6 | 2 | Side panel, screw-fixed, St, RAL 7021 |
| 7 | 1 | Base plate multi-piece, with cover plate, St, RAL 7021, with gasket |
| 8 | 2 | 19" panel/slide mount with EIA cut-outs, AlZn, assembled at front, depth-adjustable in 25 mm increments |
| 9 | 1 | GND/earthing kit, supplied loose |

Order information

| Height U | Height H (mm) | Width W (mm) | Depth D (mm) | Part no. |
|----------|---------------|--------------|--------------|-----------|
| 42 | 2000 | 600 | 600 | 10630-041 |
| 42 | 2000 | 600 | 600 | 10630-042 |

Accessories

| | |
|--|-----------|
| Castors ø 60 mm, load-carrying capacity 900 kg, PS/St, PU 4 pieces, 2 locking, 2 non-locking | 24630-020 |
| Castors with integrated adjustable feet, height 84 to 94 mm, load-carrying capacity 400 kg, PU 4 pieces | 24630-018 |
| Castors ø 125 mm, with rubberized rollers, load-carrying capacity 400 kg, PS/St, PU 4 pieces, 2 locking, 2 non locking | 24630-104 |
| Key lock insert for lever handle 3/4-point locking with push button | 23130-601 |
| Lifting eye for top cover, PU 4 pieces | 24630-030 |

Note

- Lever handle can be added to the doors
- For other dimensions and versions see ServicePLUS configuration IP 55, from page 45
- Please order base plate separately, see page 19
- Please order base/plinth separately, see page 21
- For assembly of shelves and slide rails another pair of panel/slide mounts is necessary, see page 21–27

Cabinets – Varistar CP Electronics

LEVER HANDLES



All Varistar CP doors are delivered with locks. The IP20 3-point locking doors can be substituted by the locking configuration below:

- For installation instead of key lock insert
- To open press push-button
- DIN profile half cylinder retrofittable

Delivery comprises

| Item | Qty | Description |
|------|-----|--------------|
| 1 | 1 | Lever handle |
| 2 | 1 | Assembly kit |

Order information

| Description | Part No. |
|--|-----------|
| Lever handle for 3- point locking (w/o cylinder) | 24630-003 |
| DIN profile half cylinder, common locking for lever handle (1 key type 333 fits all locks) incl. 2 keys | 60114-121 |
| DIN profile half cylinder, common locking for lever handle (1 key type 2233 fits all locks) incl. 2 keys | 23130-601 |
| DIN profile half cylinder, with push button for lever handle | 23130-602 |
| DIN cylinder, common locking for lever handle (with different key) incl. 2 keys | 60630-656 |
| Lever handle with numeric lock, key 1333 | 24630-002 |

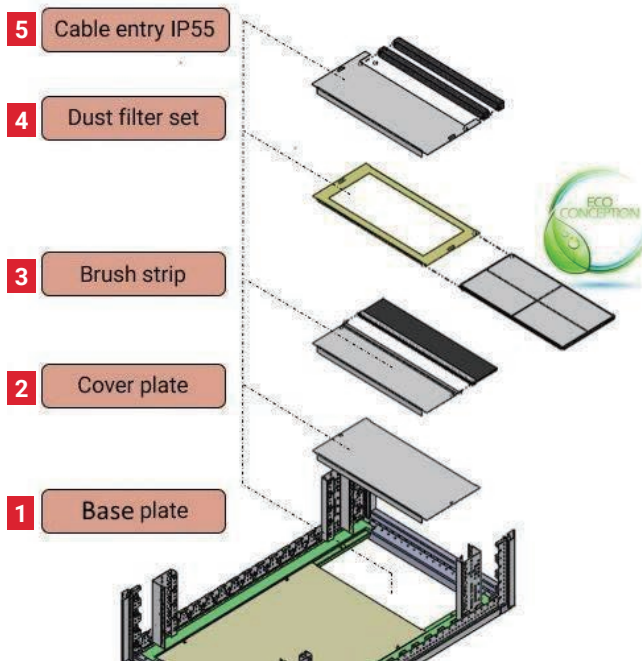
| Description | Part No. |
|---|-----------|
| Lever handle ASSA Cylinder for 3-point locking (without cylinder) | 24630-062 |
| Lever handle KABA Cylinder for 3-point locking (without cylinder) | 24630-063 |

Note

- The IP55 and EMC handles can now accommodate KABA and ASSA locks as well, which was not possible with the Varistar legacy assortment

Cabinets – Varistar CP Electronics

BASE PLATE, MULTI-PIECE FOR STATIC AND MOBILE FRAME



1. Base plate, multi-piece;
2. Cover plate;
3. Brush strip;
4. Dust filter
5. Cable entry IP55

- The multi-piece base plate (1) is open at the rear
- The opening is completed
- with a cover plate (2)
- with a brush strip for the cable entry (3)
- with a dust filter set (4)
- with an IP55 cable entry set (5)

Delivery comprises (kit)

| Item | Qty | Description |
|------|-----|--|
| 1 | 1 | Multi-piece base plate, St, 1.5 mm, RAL 7021 |
| 2 | 1 | Assembly kit |

Order information

| Width mm | Depth mm | Part no. Static frame | Part no. Mobile frame |
|----------|----------|-----------------------|-----------------------|
| 600 | 600 | 21630-616 | 21630-802 |
| 600 | 800 | 21630-617 | 21630-803 |

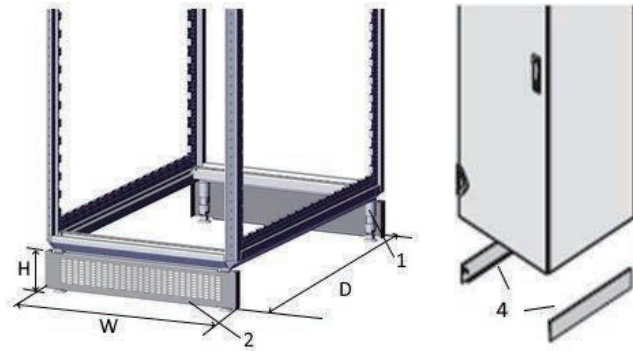
| Description | Part No. |
|--|-----------|
| Item 2, cover plate for base plate, multi-piece for 600 mm wide base plate, 200 mm deep, incl. assembly kit, 1 piece | 24630-062 |
| Item 3, brush strip for base plate for 600 mm wide base plate, 200 mm deep, incl. assembly kit, 1 piece | 24630-101 |
| Item 4, dust filter set white, class M1 in accordance with EN 799-G3, for 600 mm wide base plate, 200 mm deep, incl. assembly kit, 1 piece | 24630-102 |
| Item 4, dust filter set white, class M1, spare parts (3 filters) | 24630-107 |
| Item 5, cable entry IP 55 | 24630-105 |

Note

- Is assembled from inside
- Please order cover plate, brush strip or filter mat and IP55 cable entry set separately

Cabinets – Varistar CP Electronics

STATIONARY BASE



D = Cabinet depth

- Static load-carrying capacity 1000 kg
- Removable covers allow cable entry from all sides
- Cannot be used in conjunction with castors
- Plinth height 100 mm, with feet adjustable from 110 to 140 mm
- Plinth height 200 mm, with feet adjustable from 210 to 240 mm
- Versions
 - Front/rear trim perforated
 - Front/rear trim solid (on request)

Delivery comprises (kit)

| Item | Qty | Description |
|------|-----|---------------------------------------|
| 1 | 2 | Support with feet, St, 3 mm |
| 2 | 2 | Perforated trim, St, 1.5 mm, RAL 7021 |
| 3 | 1 | Assembly kit |

Order information

| For cabinet Width W (mm) | Front/rear trim | Part no. 100 mm | Part no. 200 mm |
|--------------------------|-----------------|-----------------|-----------------|
| 600 | perforated | 24630-034 | 24630-036 |
| 800 | perforated | 24630-035 | 24630-037 |

| Description | Part no. 100 mm | Part no. 200 mm |
|--|-----------------|-----------------|
| Item 4, Side trim, 600 mm deep, PU 2 pieces | 24630-077 | 24630-080 |
| Item 4, Side trim, 800 mm deep, PU 2 pieces | 24630-078 | 24630-081 |
| Item 4, Side trim, 900 mm deep, PU 2 pieces | 24630-079 | 24630-082 |
| Item 4, Side trim, 1000 mm deep, PU 2 pieces | 24630-038 | 24630-041 |
| Item 4, Side trim, 1100 mm deep, PU 2 pieces | 24630-039 | 24630-042 |
| Item 4, Side trim, 1200 mm deep, PU 2 pieces | 24630-040 | 24630-043 |

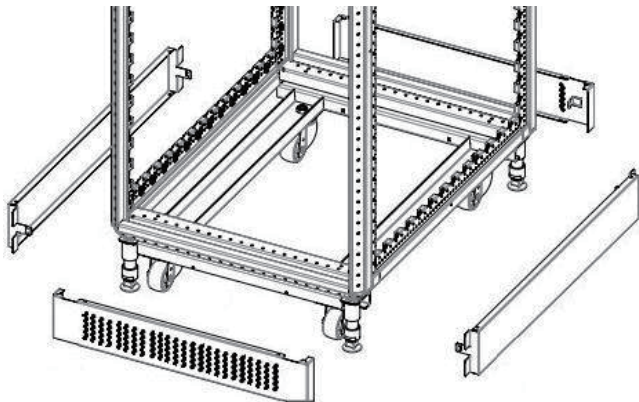
Note

- Please order side trims (item 4) separately

Cabinets – Varistar CP Electronics

BASE/PLINTH, MOBILE

- Load-carrying capacity on castors 400 kg, on adjustable feet 1000 kg
- Plinth height H = 103 mm, with feet adjustable from 126 to 134 mm



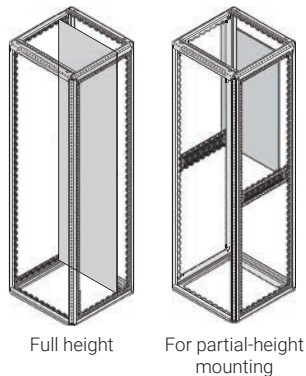
Delivery comprises (kit)

| Item | Qty | Description |
|------|-----|---|
| 1 | 1 | Base/Plinth, RAL 7021, with adjustable feet |
| 2 | 2 | Trim, perforated, St, 1.5 mm, RAL 7021 (front / rear) |
| 3 | 2 | Side Trim, St, 1.5 mm, RAL 7021 |
| 4 | 4 | Castor |
| 5 | 1 | Assembly kit |

Order information

| For cabinet Width W (mm) | For cabinet Depth D (mm) | Part no. |
|--------------------------|--------------------------|-----------|
| 600 | 600 | 21630-655 |
| 600 | 800 | 21630-656 |
| 600 | 900 | 21630-657 |
| 600 | 1000 | 21630-658 |
| 800 | 600 | 21630-661 |
| 800 | 800 | 21630-662 |
| 800 | 900 | 21630-663 |
| 800 | 1000 | 21630-664 |

MOUNTING PLATE



- For mounting electrical components and sub-assemblies incl. cabling
- Mounting pitch 25 mm in depth and 50 mm in height for partial-height mounting
- Depth members are required for partial-height mounting
- Static load
 - 450 kg at full height, mounted to rear
 - 600 kg at full height, mounted to rear, with additional strengthening brackets

Delivery comprises (kit)

| Item | Qty | Description |
|------|-----|---------------------------------------|
| 1 | 1 | Mounting plate, St, 3 mm, zinc-plated |
| 2 | 1 | Assembly kit |


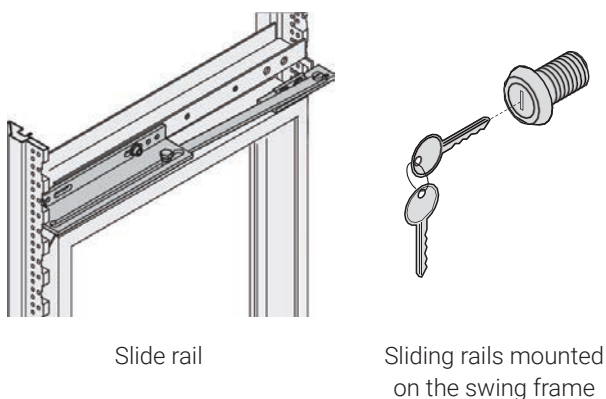
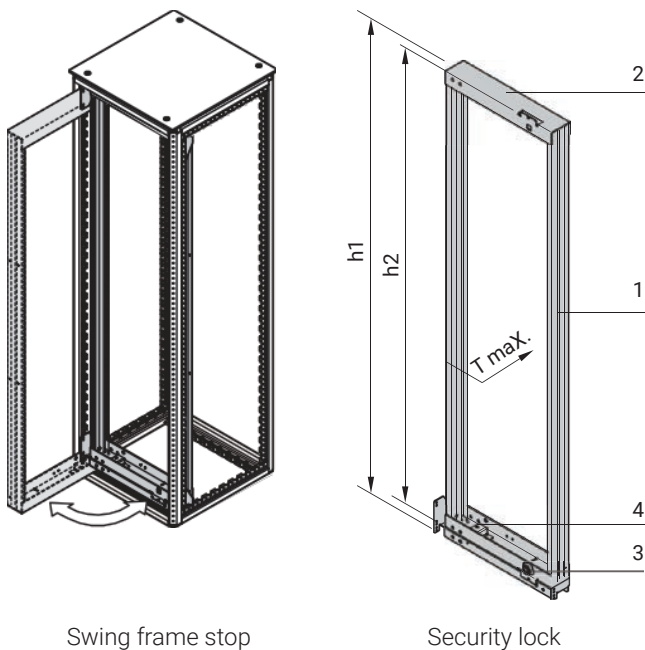
Order information

| For cabinet height mm | Width mm | Part no. |
|----------------------------------|----------|-----------|
| 1200 for partial-height mounting | 600 | 23130-413 |
| 1800 | 600 | 23130-405 |
| 2000 | 600 | 23130-407 |
| 1200 for partial-height mounting | 800 | 23130-414 |
| 1800 | 800 | 23130-406 |
| 2000 | 800 | 23130-408 |

| Description | Part no. |
|--|-----------|
| Strengthening bracket for mounting plate PU 2 pieces | 23130-418 |
| Depth member St, 2 mm, for cabinet depth 600 mm, 2 pieces | 23130-081 |
| Depth member St, 2 mm, for cabinet depth 800 mm, 2 pieces | 23130-082 |
| Depth member St, 2 mm, for cabinet depth 900 mm, 2 pieces | 23130-083 |
| Depth member St, 2 mm, for cabinet depth 1000 mm, 2 pieces | 23130-084 |
| Depth member St, 2 mm, for cabinet depth 1100 mm, 2 pieces | 23130-364 |
| Depth member St, 2 mm, for cabinet depth 1200 mm, 2 pieces | 23130-365 |

Cabinets – Varistar CP Electronics

19" SWING FRAME



Note

- 19" swing frames can be assembled:
 - Directly on the cabinet frame
 - In 50 mm increments by aid of depth members (depth -adjustable)

- Can accommodate 19" chassis and 19" subracks
- For full height or partial-height mounting
- Pivot point can be selected right or left
- Load-carrying capacity 150 kg
- 120° hinge or 160° hinge, square locks including 2 keys

Delivery comprises (kit)

| Item | Qty | Description |
|------|-----|---------------------------------|
| 1 | 1 | Swing frame, St, 2 mm, RAL 7021 |
| 2 | 2 | Support bar, St, 3 mm, RAL 7021 |
| 3 | 2 | Square lock, 8 mm, incl. 2 keys |
| 4 | 2 | 120° hinge |
| 5 | 1 | Assembly kit |

Order information 600 m wide cabinet

| For cabinet Width W (mm) | Height h1 U | Height h2 U | Part no. 120° |
|----------------------------------|-------------|-------------|---------------|
| 1200 for partial-height mounting | 24 | 20 | 21630-668 |
| 1400 for partial-height mounting | 29 | 25 | 21630-670 |
| 1600 for partial-height mounting | 33 | 29 | 21630-672 |
| 1800 | 38 | 34 | 21630-674 |
| 2000 | 42 | 38 | 21630-676 |
| 2000 | 47 | 43 | 21630-678 |

Order information 800 m wide cabinet

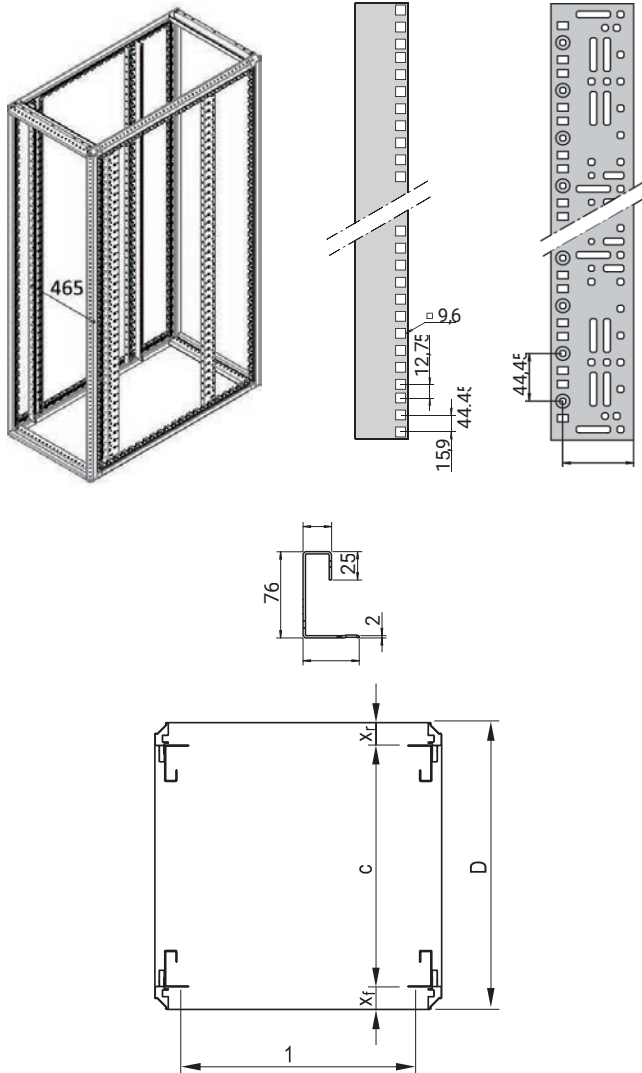
| For cabinet Width W (mm) | Height h1 U | Height h2 U | Part no. 120° | Part no. 160° |
|----------------------------------|-------------|-------------|---------------|---------------|
| 1200 for partial-height mounting | 24 | 20 | 21630-669 | 21630-680 |
| 1400 for partial-height mounting | 29 | 25 | 21630-671 | 21630-681 |
| 1600 for partial-height mounting | 33 | 29 | 21630-673 | 21630-682 |
| 1800 | 38 | 34 | 21630-675 | 21630-683 |
| 2000 | 42 | 38 | 21630-677 | 21630-684 |
| 2000 | 47 | 43 | 21630-679 | 21630-685 |

| Description | Part no. |
|--|-----------|
| Swing frame stop max. swing angle 120°, St, zinc-plated, 1 piece | 24630-080 |
| Swing frame stop max. swing angle 180°, St, zinc-plated, 1 piece | 24630-081 |
| Security lock to replace the square lock, PU 1 lock incl. 2 keys | 24630-082 |
| Spare key for security lock, 1 piece | 24630-041 |
| Slide rails for swing frames, PU 2 pieces | 24630-042 |
| Varistar CP Grounding kit | 24630-043 |

- For partial-height mounting, depth members are necessary, see page 30–31

Cabinets – Varistar CP Electronics

19" PANEL/SLIDE MOUNT WITH UNIVERSAL PITCH (EIA)



Standard assembly dimension $x_r = x_f = 50$ mm

4 pcs 19" panel, RAL 9005 with U indicator



- Assembly in 600 mm wide cabinets directly on the frame
- Depth-adjustable in 25 mm increments
- In accordance with IEC 60297-1 (DIN 41 494, part 1)

Delivery comprises

| Item | Qty | Description |
|------|---------|---|
| 1 | 2/(4 *) | 19" panel/slide mount, St, 1.75 mm, finish AlZn, RAL 9005 or RAL 7021 |
| 2 | 1 | Assembly kit, incl. GND/earthing |

Order information

| For cabinet height mm | Usable height U | Length mm | 4 pcs. RAL 9005 with U indicator Part no. (*) | 2 pcs. AlZn Part No. | 2 pcs. RAL 7021 Part No. |
|---|-----------------|-----------|---|----------------------|--------------------------|
| Partial-height mounting | 8 | 395 | – | 23130-037 | 23130-017 |
| Partial-height mounting | 12 | 545 | – | 23130-038 | 23130-018 |
| Partial-height mounting | 16 | 745 | – | 23130-039 | 23130-019 |
| Partial-height mounting | 20 | 895 | – | 23130-040 | 23130-020 |
| Partial-height mounting | 24 | 1095 | – | 23130-031 | 23130-011 |
| Partial-height mounting | 29 | 1295 | – | 23130-032 | 23130-012 |
| Partial-height mounting | 33 | 1495 | – | 23130-033 | 23130-013 |
| 1800 | 38 | 1695 | – | 23130-034 | 23130-014 |
| 2000 | 42 | 1895 | 24630-013 | 23130-035 | 23130-015 |
| 2200 | 47 | 2095 | 24630-014 | 23130-036 | 23130-016 |
| 2450 | 52 | 2395 | 24630-015 | – | – |
| Dimensioning strip for 19" panel mounts, paper, white, serial numbered from 1 ... 47 U, PU 4 pieces | | | | | 25127-997 |

Note

- For 19" partial-height mounting depth members are necessary
- Metric / ETSI panel/slide mounts available on request

Remark:

The Datacom 19" panel/slide mount comes always in a set of 4 as Datacom needs a symmetric assembly (19" slide/ panel mounts front and back).

The Datacom 19" panel / slide mount is specially designed for perfect mounting of the heavy load crossbars to provide extra strength and robust loading in 800 mm broad cabinets.

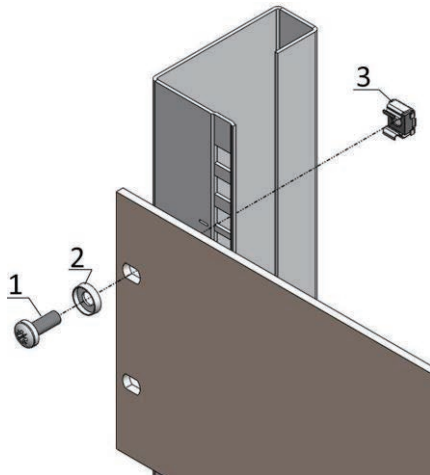
Cabinets – Varistar CP Electronics

19" ASSEMBLY KIT, M6

- For front panels, distribution fields and other components

Delivery comprises for non grounded front panels

| Item | Description |
|------|--|
| 1 | Panhead screw, pozidrive, M6 x 16, St, zinc-plated |
| 2 | Plastic washer, black |
| 3 | Cage nut, M6, St, zinc-plated |

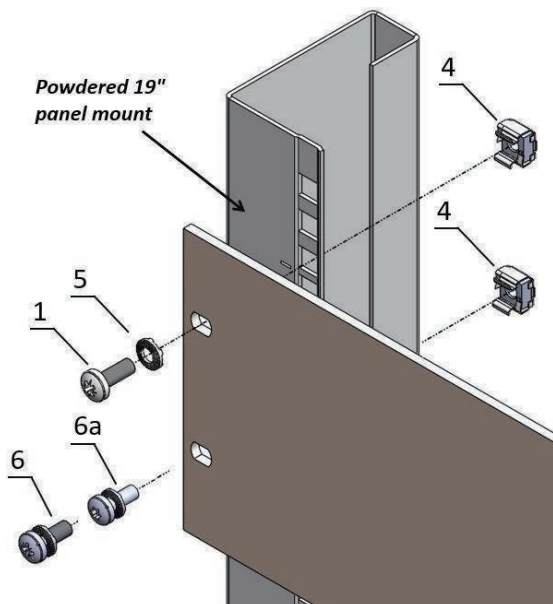


Order information

| Item | Description | Height h2 | Part no. |
|-------|---------------------------------------|-----------|-----------|
| 1+2+3 | 19" assembly kit, (screw washer, nut) | 4 | 21190-095 |
| 1+2+3 | 19" assembly kit, (screw washer, nut) | 32 | 21190-435 |
| 1+2+3 | 19" assembly kit, (screw washer, nut) | 50 | 21101-809 |
| 1+2+3 | 19" assembly kit, (screw washer, nut) | 100 | 21101-810 |
| 1 | Panhead screw M6, zinc plated | 50 | 21100-021 |
| 1 | Panhead screw M6, zinc plated | 100 | 21100-022 |
| 1 | Panhead screw M6, zinc plated, black | 100 | 21100-650 |
| 2 | Plastic washer | 50 | 21100-015 |
| 2 | Plastic washer | 100 | 21100-016 |
| 3 | Cage nut M6 | 50 | 21100-003 |
| 3 | Cage nut M6 | 100 | 21100-004 |

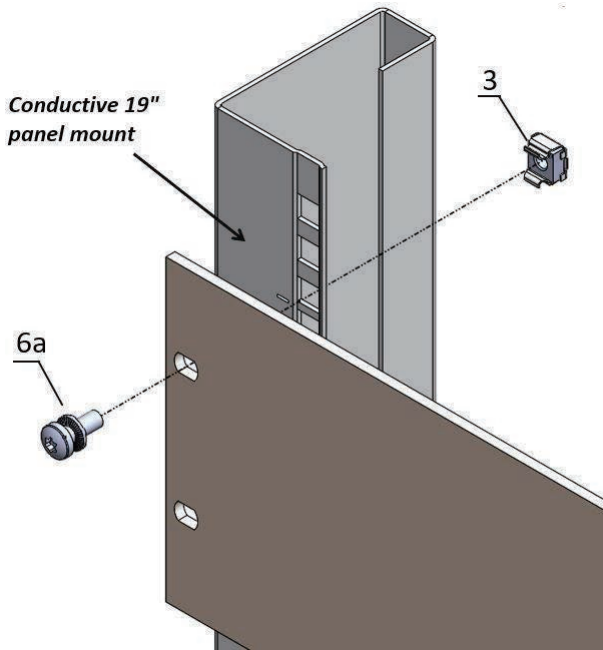
Order information, powdered 19" panel mounts

| Item | Description | Qty/PU | Part no. |
|------|--|--------|-----------|
| 1 | Panhead screw M6, zinc plated | 50 | 21100-021 |
| 1 | Panhead screw M6, zinc plated | 100 | 21100-022 |
| 1 | Panhead screw M6, zinc plated, black | 100 | 21100-650 |
| 4 | GND/earthing cage nut M6 | 10 | 21120-131 |
| 4 | GND/earthing cage nut M6 | 100 | 21120-132 |
| 5 | Nomel washer for GND/ earthing M6 | 100 | 21101-173 |
| 6 | Panhead screw with captive Nomel washer, M6x16, St, zinc-plated | 50 | 21120-202 |
| 6 | Panhead screw with captive Nomel washer, M6x16, St, zinc-plated | 100 | 21120-203 |
| 6a | Panhead screw with captive Nomel washer, M6x16, St, zinc-plated | 50 | 21120-200 |
| 6a | Panhead screw with captive Nomel washer, M6x16, St, zinc-plated | 100 | 21120-201 |
| 6a+4 | 19" assembly kit (Torxhead screw M6 with captive Nomel washer, GND/earthing cage nut M6) | 4 | 21120-196 |
| 6a+4 | 19" assembly kit (Torxhead screw M6 with captive Nomel washer, GND/earthing cage nut M6) | 32 | 21120-197 |
| 6a+4 | 19" assembly kit (Torxhead screw M6 with captive Nomel washer, GND/earthing cage nut M6) | 50 | 21120-198 |
| 6a+4 | 19" assembly kit (Torxhead screw M6 with captive Nomel washer, GND/earthing cage nut M6) | 100 | 21120-199 |



Cabinets – Varistar CP Electronics

19" ASSEMBLY KIT, M6



- For mounting front panels, distribution fields or other components on the frame, slide mounts or depth member with square cut outs
- For standard GND/earthing use a GND/earthing nut and a Nomel washer on at least one attachment point

Delivery comprises for non grounded front panels

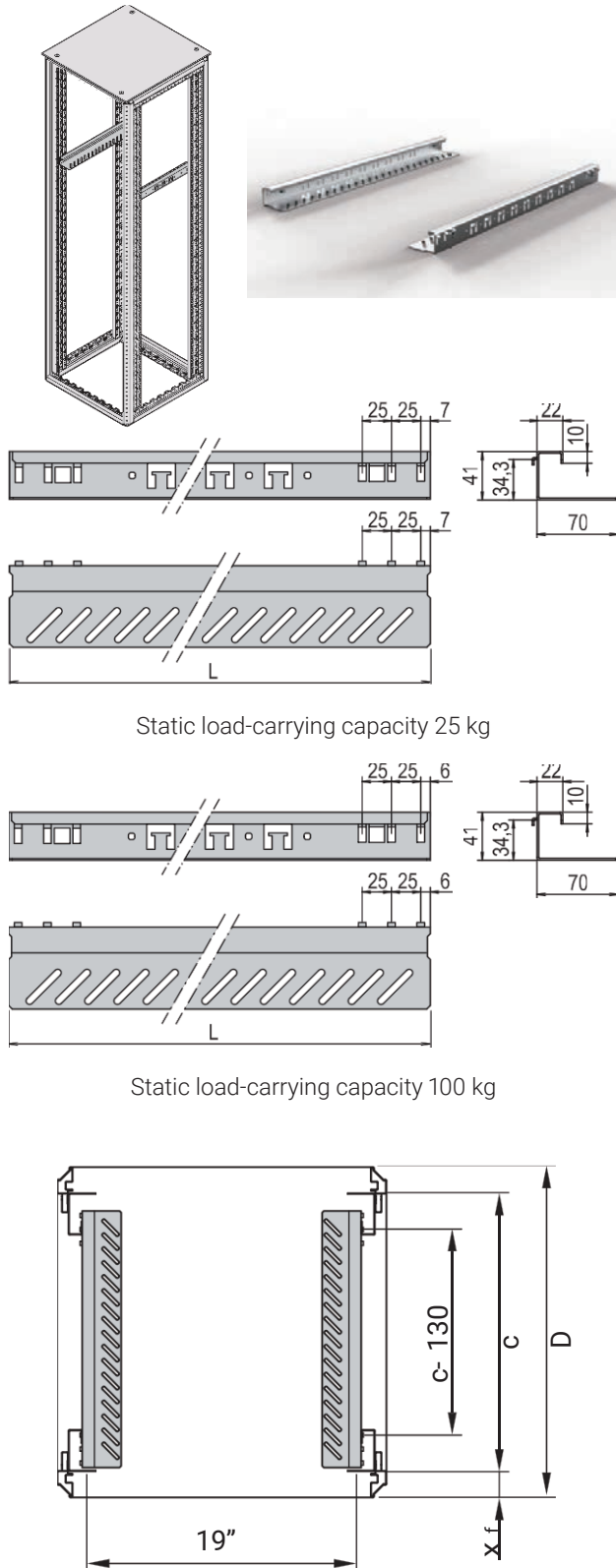
| Item | Description |
|------|--|
| 6a | Torxhead screw with captive Nomel washer, M6x16, St, zinc plated |
| 3 | Cage nut M6, zinc plated |

Order information, powdered 19" panel mounts

| Item | Description | Qty/PU | Part no. |
|------|--|--------|-----------|
| 6a | Panhead screw with captive Nomel washer, M6x16, St, zinc-plated | 50 | 21120-200 |
| 6a | Panhead screw with captive Nomel washer, M6x16, St, zinc-plated | 100 | 21120-201 |
| 3 | Cage nut M6 | 50 | 21100-003 |
| 3 | Cage nut M6 | 100 | 21100-004 |
| 6a+3 | 19" assembly kit (Torxhead screw M6 with captive Nomel washer, cage nut M6, St, zinc-plated) | 4 | 21120-213 |
| 6a+3 | 19" assembly kit (Torxhead screw M6 with captive Nomel washer, cage nut M6, St, zinc-plated) | 32 | 21120-215 |
| 6a+3 | 19" assembly kit (Torxhead screw M6 with captive Nomel washer, cage nut M6, St, zinc-plated) | 50 | 21120-214 |
| 6a+3 | 19" assembly kit (Torxhead screw M6 with captive Nomel washer, cage nut M6, St, zinc-plated) | 100 | 21120-216 |

Cabinets – Varistar CP Electronics

SLIDE RAILS



Static load-carrying capacity 25 kg

Static load-carrying capacity 100 kg

- For assembly on 19" panel/slide mounts
- Assembly in 1U increments (snap-in, bolt-on)
- Wide support surface (48 mm)
- 2 versions
 - Static load-carrying capacity 25 kg per pair
 - Static load-carrying capacity 100 kg per pair

Delivery comprises

| Item | Qty | Description |
|------|-----------------------|---|
| 1 | see order information | Slide rail, AlZn, 1.5 mm (static load-carrying capacity 25 kg), or Slide rail, AlZn, 2.5 mm (static load-carrying capacity 100kg) |
| 2 | 1 | Assembly kit incl. GND/earthing |

Order information

static load carrying capacity 25 kg

| For cabinet Depth D (mm) | X _f mm | C mm | Lenght L (mm) | Qty/PU | Part no. |
|--------------------------|-------------------|------|---------------|--------|-----------|
| 300 | 50 | 199 | 157.8 | 2 | 23130-099 |
| 300 | 50 | 199 | 157.8 | 10 | 23130-105 |
| 600 | 50 | 499 | 457.8 | 2 | 23130-096 |
| 600 | 50 | 499 | 457.8 | 10 | 23130-101 |
| 800 | 50 | 699 | 657.8 | 2 | 23130-097 |
| 800 | 50 | 699 | 657.8 | 10 | 23130-102 |
| 900...1200 | 50 | 740 | 698.8 | 2 | 23130-098 |
| 900...1200 | 50 | 740 | 698.8 | 10 | 23130-103 |

Order information

static load carrying capacity 100 kg

| For cabinet Depth D (mm) | X _f mm | C mm | Lenght L (mm) | Qty/PU | Part no. |
|--------------------------|-------------------|------|---------------|--------|-----------|
| 300 | 50 | 200 | 158 | 2 | 23130-116 |
| 300 | 50 | 200 | 158 | 10 | 23130-126 |
| 600 | 50 | 500 | 458 | 2 | 23130-118 |
| 600 | 50 | 500 | 458 | 10 | 23130-123 |
| 800 | 50 | 700 | 658 | 2 | 23130-119 |
| 800 | 50 | 700 | 658 | 10 | 23130-124 |
| 900...1200 | 50 | 740 | 658 | 2 | 23130-120 |
| 900...1200 | 50 | 740 | 658 | 10 | 23130-125 |

c = pitch of the 19" panel/slide mounts

X_f = standard dimension


D = cabinet depth

Part number in bold face type: ready for despatch within 2 working days

Part number in normal type: ready for despatch within 10 working days

Cabinets – Varistar CP Electronics

19" FIXED SHELF, 1U, 75 KG



- Static load-carrying capacity 75 kg (150 kg with strengthening rail)
- Mounting height 1U, for mounting on four panel/slide mounts
- With hammer head perforation to fix cable ties

Delivery comprises

| Item | Qty | Description |
|------|-----|--|
| 1 | 1 | Perforated shelf, St, 1.5 mm (color see order information) |
| 2 | 1 | Assembly kit incl. GND/earthing |

Order information

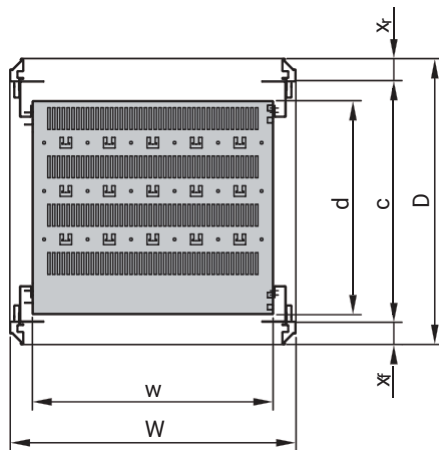
Full depth

| For cabinet Depth D (mm) | Usable surface w × d mm | X _f mm | C mm | RAL 7021 Part no. |
|--|-------------------------|-------------------|------|-------------------|
| 600 | 495 × 442 | 50 | 500 | 21130-303 |
| 800 | 495 × 642 | 50 | 700 | 21130-305 |
| 900 to 1200 | 495 × 682 | 50 | 700 | 21130-309 |
| Strengthening rail (150 kg) for stationary 19" shelf, PU 1 piece | | | | 23130-310 |

Order information

Shortened by 100 mm

| For cabinet Depth D (mm) | Usable surface w × d mm | X _f mm | C mm | RAL 7021 Part no. |
|--|-------------------------|-------------------|------|-------------------|
| 600 | 495 × 342 | 50 | 500 | 21130-302 |
| 800 | 495 × 542 | 50 | 700 | 21130-304 |
| Strengthening rail (150 kg) for stationary 19" shelf, PU 1 piece | | | | 23130-310 |




c = max. pitch of the 19" slide mounts
 x_p, x_f = standard assembly dimension

Note

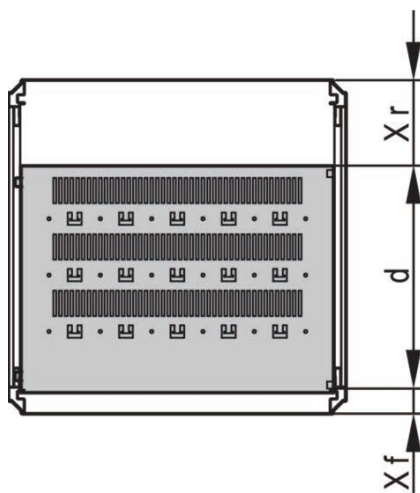
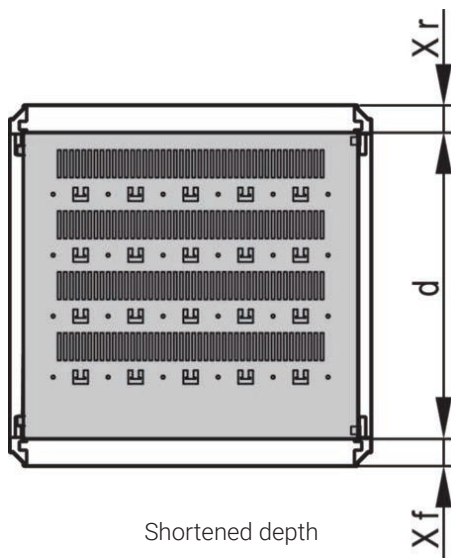
- Cable ducting with cable ties, see page 32
- Other sizes, see ServicePLUS, page 53

Cabinets – Varistar CP Electronics

STATIONARY SHELF, 75 KG



Full depth



x_p, x_f = standard assembly dimension

- Static load-carrying capacity at full extension 75 kg
- Mounting height 1U, for mounting on four 19" panel/slide mounts
- 2 versions
 - Full depth
 - Depth shortened by 100 mm for rear cable ducting

Delivery comprises

| Item | Qty | Description |
|------|-----|--|
| 1 | 1 | Perforated shelf, St, 1.5 mm (color see order information) |
| 2 | 2 | Assembly kit |

Order information

Full depth

| For cabinet Depth D (mm) | Usable surface w × d mm | X_f mm | Part no. |
|---|-------------------------|----------|-----------|
| 600 | 544 × 502 | 50 | 21130-323 |
| 800 | 544 × 702 | 50 | 21130-325 |
| 900 | 544 × 802 | 50 | 21130-326 |
| 1000 | 544 × 902 | 50 | 21130-327 |
| 1100 | 544 × 1002 | 50 | 21130-550 |
| 1200 | 544 × 1102 | 50 | 21130-551 |
| GND/earthing for telescopic 19" shelf PU 1 kit, for VARISTAR CP | | | 23130-140 |

Note

- Cable ducting with cable ties, see page 32

Order information

Shortened by 100 mm (X_r)

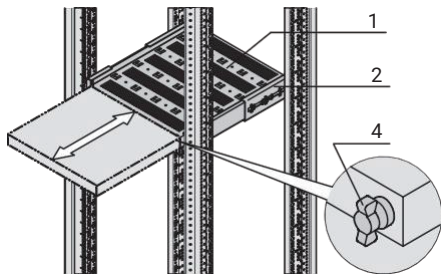
| For cabinet Depth D (mm) | Usable surface w × d mm | X_f mm | Part no. |
|---|-------------------------|----------|-----------|
| 600 | 544 × 402 | 50 | 21130-322 |
| 800 | 544 × 602 | 50 | 21130-324 |
| GND/earthing for telescopic 19" shelf PU 1 kit, for VARISTAR CP | | | 23130-140 |

Note

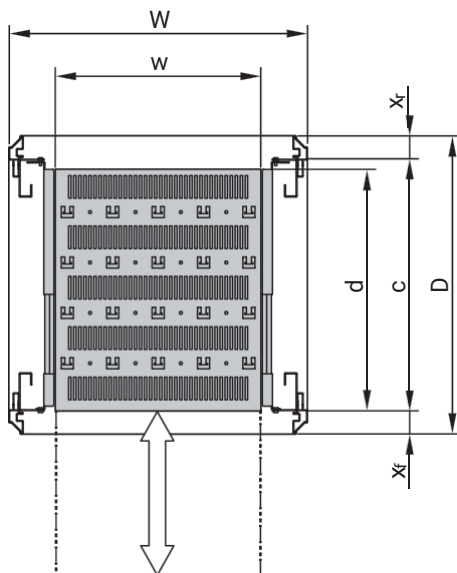
- Cable ducting with cable ties, see page 32

Cabinets – Varistar CP Electronics

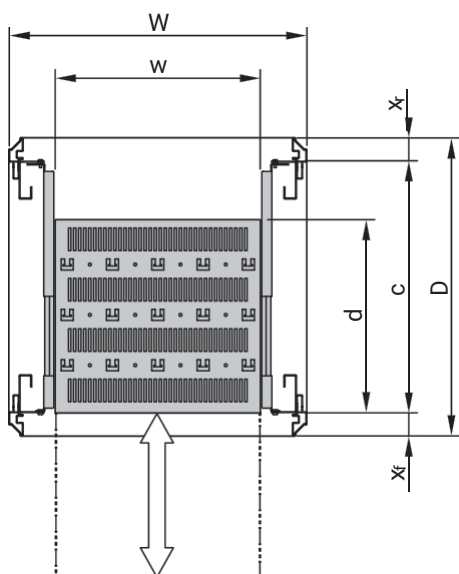
19" TELESCOPIC SHELF, 70 KG



Full depth



c = max. pitch for 19" panel/slidemounts
Shortened depth



c = max. pitch of the 19" slide mounts
 x_f, x_r = standard assembly dimension

- Static load-carrying capacity at full extension 70 kg
- Mounting height 2 U, for mounting on four 19" panel/slide mounts
- Incl. telescopic slides
- Locking with T-bar lock possible
- Hammer head perforation to fix cable ties
- 2 versions
 - Full depth
 - Depth shortened by 100 mm for rear cable ducting

Delivery comprises

| Item | Qty | Description |
|------|-----|--|
| 1 | 1 | Perforated shelf, St, 1.5 mm (color see order information) |
| 2 | 2 | Telescopic slide |
| 3 | 1 | Assembly kit |

Order information

Full depth

| For cabinet Depth D (mm) | Usable surface w × d mm | x_f mm | C mm | RAL 7021 Part no. |
|---|-------------------------|----------|------|-------------------|
| 600 | 405 × 482 | 50 | 500 | 21130-323 |
| 800 | 405 × 682 | 50 | 700 | 21130-325 |
| T-bar lock for 1 telescopic shelf (can be mounted right or left), 1 piece | | | | 23130-092 |
| GND/earthing for telescopic 19" shelf PU 1 kit, for VARISTA | | | | 23130-140 |

Note

- Please order T-bar lock (item 4) separately
- Cable ducting with cable ties, see page 32

Order information

Shortened by 100 mm

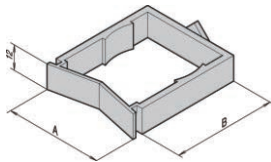
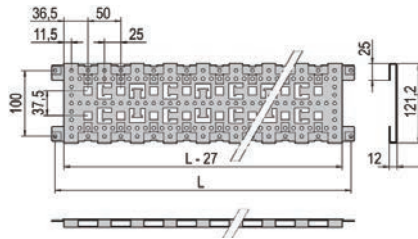

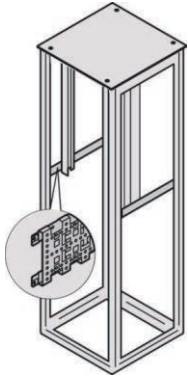
| For cabinet Depth D (mm) | Usable surface w × d mm | x_f mm | C mm | RAL 7021 Part no. |
|---|-------------------------|----------|------|-------------------|
| 600 | 405 × 382 | 50 | 500 | 21130-352 |
| 800 | 405 × 582 | 50 | 700 | 21130-354 |
| T-bar lock for 1 telescopic shelf (can be mounted right or left), 1 piece | | | | 23130-092 |
| GND/earthing for telescopic 19" shelf PU 1 kit, for VARISTA | | | | 23130-140 |

Note

- Please order T-bar lock (item 4) separately
- Cable ducting with cable ties, see page 32

Cabinets – Varistar CP Electronics

DEPTH MEMBER



Cable eye

- For fitting shortened 19" panel/slide mounts and mounting plates
- Cable ducting by means of cable ties and cable eyes

Delivery comprises

| Item | Qty | Description |
|------|-----|---------------------------------------|
| 1 | 2 | Depth member, St, 1.5 mm, finish AlZn |
| 2 | 1 | Assembly kit incl. GND/earthing |

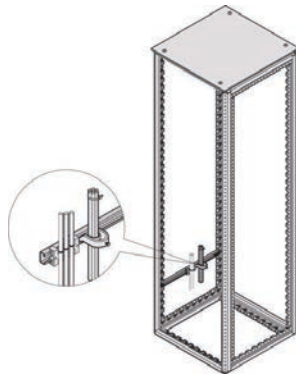
Order information

| Description | For cabinet depth mm | Part no. |
|--|----------------------|-----------|
| Depth member | 600 | 23130-081 |
| Depth member | 800 | 23130-082 |
| Depth member | 900 | 23130-083 |
| Depth member | 1000 | 23130-084 |
| Depth member | 1100 | 23130-364 |
| Depth member | 1200 | 23130-365 |
| Cable eye A = 38 mm, B = 25 mm, PU 25 pieces | | 21101-151 |
| Cable eye A = 47 mm, B = 50 mm, PU 25 pieces | | 21101-150 |

- Cable ducting with cable ties, see page 32

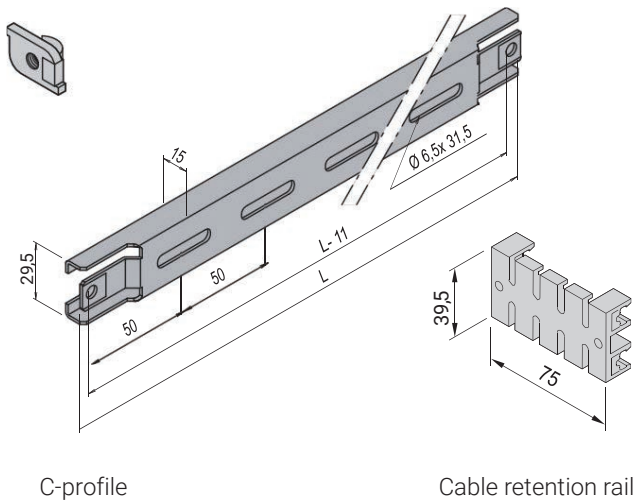
Cabinets – Varistar CP Electronics

C-PROFILE FOR THE CABINET DEPTH



Cable retention rail and cable shell mounted on C-profile

Slide nut



C-profile

Cable retention rail

- For cable ducting in lateral area of cabinet
- For cable shells and cable retention rails

Delivery comprises

| Item | Qty | Description |
|------|-----|---------------------------------|
| 1 | 2 | C-profile, St, 1.5 mm, AlZn |
| 2 | 1 | Assembly kit incl. GND/earthing |

Order information

| Description mm | Lenght L (mm) | Part no. |
|----------------|---------------|-----------|
| 600 | 460 | 23130-086 |
| 800 | 660 | 23130-087 |
| 900 | 460 | 23130-088 |
| 1000 | 660 | 23130-089 |
| 1100 | 460 | 23130-366 |
| 1200 | 660 | 23130-367 |

Accessories

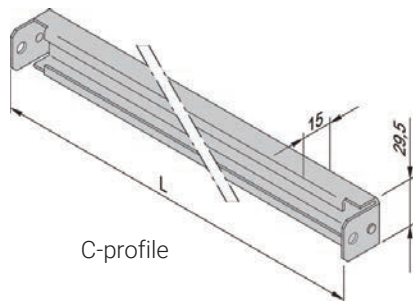
| | |
|---|-----------|
| Cable retention rail for C-rail Width 75 mm, length 39.5 mm, PU 5 piece | 60118-472 |
| Cable shell for cable bundle 18 ... 22 mm, PU 10 pieces | 20118-775 |
| Cable shell for cable bundle 22 ... 26 mm, PU 10 pieces | 20118-776 |
| Cable shell for cable bundle 26 ... 30 mm, PU 10 pieces | 20118-777 |
| Cable shell for cable bundle 30 ... 34 mm, PU 10 pieces | 20114-728 |
| Cable shell for cable bundle 34 ... 38 mm, PU 10 pieces | 20114-729 |
| Cable shell for cable bundle 38 ... 42 mm, PU 10 pieces | 20114-730 |
| Cable shell for cable bundle 42 ... 46 mm, PU 10 pieces | 20114-731 |
| Cable shell for cable bundle 46 ... 50 mm, PU 10 pieces | 20118-778 |
| Slide nut for C-profile, PU 10 piece | 21120-140 |

Note

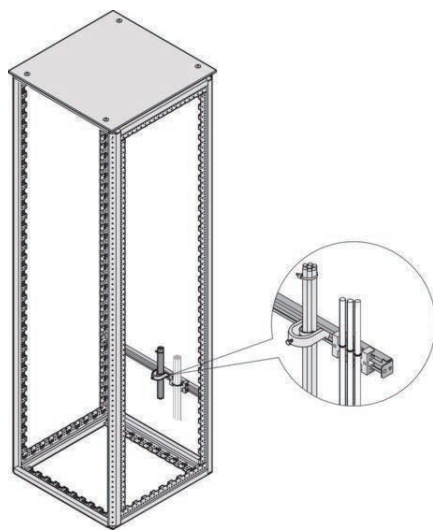
- Cable ties and Velcro for cable retention rail see page 32

Cabinets – Varistar CP Electronics

C-PROFILE FOR CABINET WIDTH

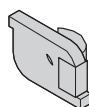
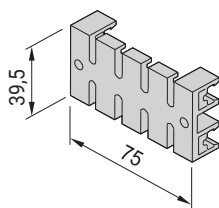


C-profile



Cable retention rail

Slide nut



- For cable ducting in rear or front area of cabinet
- For cable shells and cable retention rails

Delivery comprises

| Item | Qty | Description |
|------|-----|------------------------------------|
| 1 | 2 | C-profile, St, 1.5 mm, finish AlZn |
| 2 | 1 | Assembly kit incl. GND/earthing |

Order information

| Description mm | Length mm | Part no. |
|----------------|-----------|-----------|
| 600 | 550 | 23130-333 |
| 800 | 750 | 23130-334 |

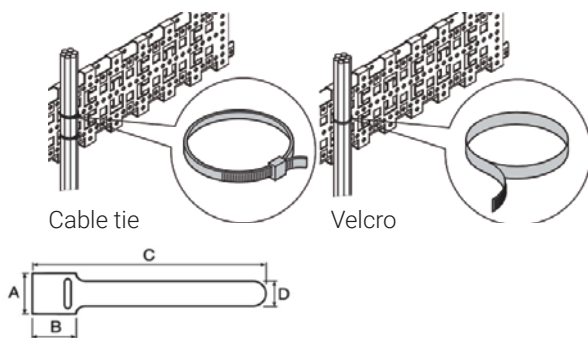
Accessories

| | |
|---|-----------|
| Cable retention rail for C-rail Width 75 mm, length 39.5 mm, PU 5 piece | 60118-472 |
| Cable shell for cable bundle 18 ... 22 mm, PU 10 pieces | 20118-775 |
| Cable shell for cable bundle 22 ... 26 mm, PU 10 pieces | 20118-776 |
| Cable shell for cable bundle 26 ... 30 mm, PU 10 pieces | 20118-777 |
| Cable shell for cable bundle 30 ... 34 mm, PU 10 pieces | 20114-728 |
| Cable shell for cable bundle 34 ... 38 mm, PU 10 pieces | 20114-729 |
| Cable shell for cable bundle 38 ... 42 mm, PU 10 pieces | 20114-730 |
| Cable shell for cable bundle 42 ... 46 mm, PU 10 pieces | 20114-731 |
| Cable shell for cable bundle 46 ... 50 mm, PU 10 pieces | 20118-778 |
| Slide nut for C-profile, PU 10 piece | 21120-140 |

Note

- Cable ties and Velcro for cable retention rail see page 32

CABLE TIES, VELCRO



Cable tie

Velcro

20118-898:

A = 13 mm; B = 12 mm
C = 200 mm; D = 7 mm
Up to Ø 43mm diameter wires

20118-624:

A = 25 mm; B = 35 mm
C = 300 mm; D = 12 mm
Up to Ø 90mm diameter wires

- Fixing materials kit for cable ducting

DELIVERY COMPRISES

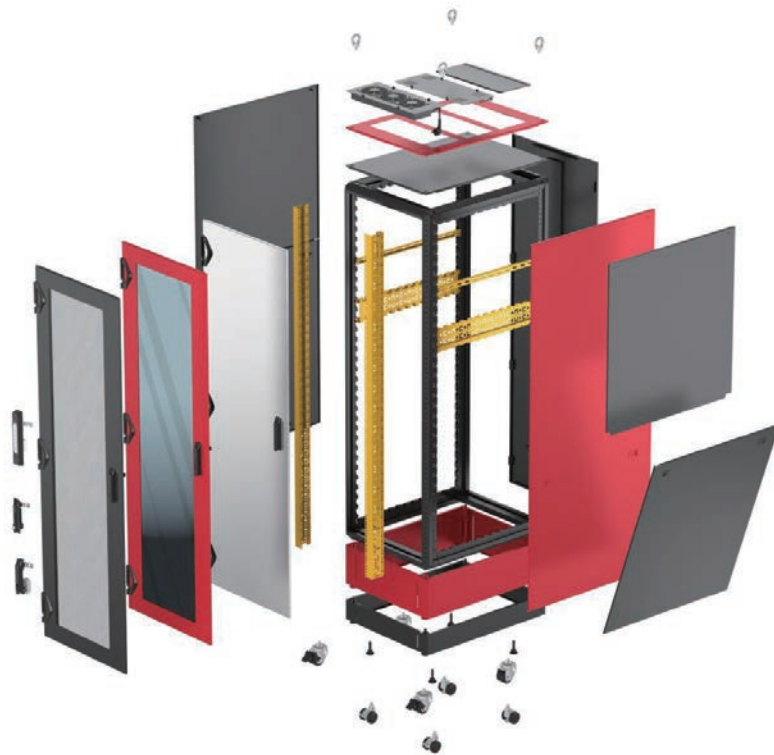
| Description | Part no. |
|--|-----------|
| Cable tie, Plastic, 92 mm x 2.5 mm, PU 25 pieces | 20118-351 |
| Cable tie, Plastic, 186 mm x 5 mm, PU 25 pieces | 20118-352 |
| Cable tie, Plastic, 360 mm x 5 mm, PU 25 pieces | 20118-353 |
| Velcro strip, PE/PA, black, length 7 × 200 mm, PU 10 pieces | 20118-898 |
| Velcro strip, PE/PA, black, length 12 × 300 mm, PU 10 pieces | 20118-624 |

Cabinets – Varistar CP Electronics

THE UNIVERSAL CABINET FOR ELECTRONICS

- Dimensions:
 - Height: 24 ... 47 U (1200 ... 2200 mm)
 - Width: 600 and 800 mm
 - Depth: 300, 600, 800, 900, 1000, 1100 and 1200 mm
The dimensions 900, 1000, 1100 and 1200 mm are typically used for datacom or server applications
- The frame, side panels, doors, cover and base are offered in black grey (RAL 7021) for all standard and preconfigured cabinets. nVent SCHROFF provides 7 RAL colours at no additional costs on customer request.
The current range of 7 colours are: RAL 7021 (black grey), RAL 7030 (stone grey), RAL 7032 (pebble grey), RAL 7035 (light grey), RAL 9002 (grey white), RAL 9003 (signal white), RAL 9005 (deep black).
- Build your cabinet out of individual components (please suffix each part number with /05)
- Once you have selected the desired cabinet dimensions, the row number (first column of the configuration tables) will guide you through all subsequent configuration pages that apply to these dimensions (see example below)
- The cabinet is assembled by us and ready for dispatch within 10 working days
- The online Configurator is available on our website.
- Please see the link attached or find further information on page 53

<https://SCHROFF.nVent.com/en-de/configurators/3d/varistar-cp/new>



Example configuration (Cabinet 42U, 2000 mm, 600 W × 800 D)

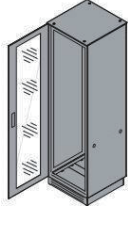


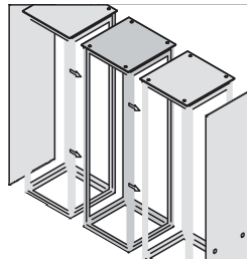
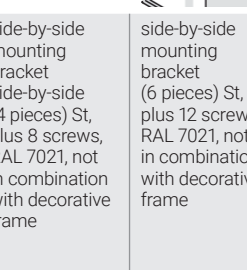




| Qty | Description | Order no. |
|-----|--|--------------|
| 1 | Frame Static, height 2000 mm, width 600 mm, depth 800 mm, 1 piece | 20630-100/05 |
| 1 | Adjustable feet, PU 4 pieces | 24630-016/05 |
| 1 | Side panel 2000 mm with quick-release fasteners, RAL 7021, PU 2 pieces | 21630-303/05 |
| 1 | Rear panel, screw-fixed, RAL 7021, 1 piece | 21630-122/05 |
| 1 | Glazed door with single point locking, RAL 7021, IP 20, 1 piece | 21630-489/05 |
| 1 | Plain flush top cover, IP 20, RAL 7021 | 21630-255/05 |
| 1 | Grounding kit for Cabinet | 24630-001/05 |

Part number in bold face type: ready for despatch within 2 working days
Part number in normal type: ready for despatch within 10 working days

Cabinets – Varistar CP Electronics

VARISTAR CP IP20 / DECO – FRAMES, SIDE-BY-SIDE MOUNTING KITS, ADJUSTABLE FEET, CASTORS

Order information

| | Frame | | Side-by-side | Side-by-side | Adjustable feet | Castors | | | | | | |
|---|--|--|---|---|--|---|---|---|-----------------------|-------------|-------------|-------------|
| | Static Frame 1600 kg | Mobile Frame 1000 kg | | | | With 2x lockers, diameter 60 mm | With 2x lockers, diameter 64 mm | With 2x lockers, diameter 125 mm | | | | |
|  |  |  |  |  |  |  |  |  | | | | |
| Completely in RAL 7021 (black grey) | static load-carrying capacity: 1600 kg, St, 1.5 mm, zinc-plated, with central GND/earthing point; please order adjustable feet or castors separately | static load-carrying capacity: 1000 kg, St, 1.5 mm, zinc-plated, with central GND/earthing point | side-by-side mounting bracket side-by-side (4 pieces) St, plus 8 screws, RAL 7021, not in combination with decorative frame | side-by-side mounting bracket (6 pieces) St, plus 12 screws, RAL 7021, not in combination with decorative frame | for the frame, static load-carrying capacity: 1600 kg, cannot be used with base/plinth height 20...40 mm | for the frame, static load-carrying capacity: 400 kg, cannot be used with base/plinth, height 80 mm, diameter 60 mm | for the frame, static load-carrying capacity: 900 kg, cannot be used with base/plinth, height 92,5 mm, diameter 64 mm | for the frame, static load-carrying capacity: 400 kg, cannot be used with base/plinth, height 155 mm, diameter 125 mm, with rubberized roller | | | | |
| No. | Cabinet dimensions | | | | 1 piece assembled | 1 piece assembled | PU 1 kit supplied loose | PU 1 kit supplied loose | PU 4 pieces assembled | PU 4 pieces | PU 4 pieces | PU 4 pieces |
| | U | Height mm | Width mm | Depth mm | | | | | | | | |
| Completely in RAL 7021 | | | | | RAL 7021 | RAL 7021 | RAL 7021 | | | | | |
| 1 | 24 | 1200 | 600 | 600 | 20630-065 | 20630-193 | 23130-061 | 24630-122 | 24630-016 | 24630-018 | 24630-020 | 24630-104 |
| 2 | 24 | 1200 | 600 | 800 | 20630-066 | 20630-194 | | | | | | |
| 3 | 29 | 1400 | 600 | 600 | 20630-075 | 20630-203 | 23130-061 | 24630-122 | 24630-016 | 24630-018 | 24630-020 | 24630-104 |
| 4 | 29 | 1400 | 600 | 800 | 20630-076 | 20630-204 | | | | | | |
| 5 | 33 | 1600 | 600 | 600 | 20630-083 | 20630-211 | 23130-061 | 24630-122 | 24630-016 | 24630-018 | 24630-020 | 24630-104 |
| 6 | 33 | 1600 | 600 | 800 | 20630-084 | 20630-212 | | | | | | |
| 7 | 38 | 1800 | 600 | 600 | 20630-091 | 20630-219 | 23130-061 | 24630-122 | 24630-016 | 24630-018 | 24630-020 | 24630-104 |
| 8 | 38 | 1800 | 600 | 800 | 20630-092 | 20630-220 | | | | | | |
| 9 | 38 | 1800 | 800 | 600 | 20630-095 | 20630-223 | | | | | | |
| 10 | 42 | 2000 | 600 | 300 | 20630-261 | - | 23130-061 | 24630-122 | 24630-016 | 24630-018 | 24630-020 | 24630-104 |
| 11 | 42 | 2000 | 600 | 600 | 20630-099 | 20630-227 | | | | | | |
| 12 | 42 | 2000 | 600 | 800 | 20630-100 | 20630-228 | | | | | | |
| 13 | 42 | 2000 | 800 | 600 | 20630-105 | 20630-233 | | | | | | |
| 14 | 42 | 2000 | 800 | 800 | 20630-106 | 20630-234 | | | | | | |
| 15 | 47 | 2200 | 600 | 300 | 20630-262 | - | 23130-061 | 24630-122 | 24630-016 | 24630-018 | 24630-020 | 24630-104 |
| 16 | 47 | 2200 | 600 | 600 | 20630-111 | 20630-239 | | | | | | |
| 17 | 47 | 2200 | 600 | 800 | 20630-112 | 20630-240 | | | | | | |
| 18 | 47 | 2200 | 800 | 600 | 20630-117 | 20630-245 | | | | | | |
| 19 | 47 | 2200 | 800 | 800 | 20630-118 | 20630-246 | | | | | | |

Coupling roof trim IP 20,1 kit 24630-017



1. / 3. Grounding kit for Cabinet (4 mm²)



2. Grounding braids kit for Cabinet (10 mm²)

ACCESSORIES:

1. Grounding kit for Cabinet (4 mm²), 10 pcs. **24630-001**
2. Grounding braids kit for Cabinet (10 mm²), 10 pcs, **24630-092**
3. Grounding kit for Cabinet (4 mm²), 10pcs according to fire reaction, according to EN50399, B2ac) **24630-093**

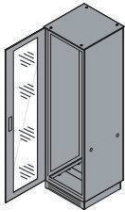


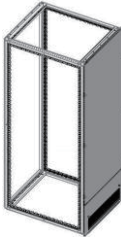
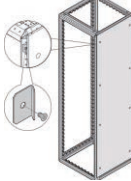
Note

- Please order one grounding kit per cabinet frame. The kit is sufficient to ground all components of the cabinet

Cabinets – Varistar CP Electronics

VARISTAR CP IP20 / DECO – SIDE PANELS, REAR PANELS

Order information

| | | | | | Side panel | | Rear panel | | Internal Retainer for side panels |
|---|--------------------|-----------|----------|----------|---|--|--|---|---|
| | | | | | With quick-release fastener | With quick-release fastener | Screw-fixed rear panel | mounting plate and brush strip | Bracket and screw kit |
|  | | | | |  | |  |  |  |
| Completely in RAL 7021 (black grey) | | | | | St, 1 mm, incl. 4 locks please order GND/earthing kit separately | St, 1 mm, please order GND/earthing kit separately | St, 1 mm, please order GND/earthing kit separately | St, 1 mm, please order GND/earthing kit separately | St, Al Zn, 1 mm, |
| No. | Cabinet dimensions | | | | PU 2 pieces assembled | PU 2 pieces assembled | 1 piece assembled | 1 piece assembled | PU 2 pieces |
| | U | Height mm | Width mm | Depth mm | | | | | |
| Completely in RAL 7021 | | | | | RAL 7021 | RAL 7021 | RAL 7021 | RAL 7021 | AL Zn |
| 1 | 24 | 1200 | 600 | 600 | 21630-285 | 21630-261 | 21630-283 | – | 23130-373 |
| 2 | 24 | 1200 | 600 | 800 | 21630-286 | 21630-262 | 21630-384 | – | |
| 3 | 29 | 1400 | 600 | 600 | 21630-289 | 21630-265 | 21630-386 | – | |
| 4 | 29 | 1400 | 600 | 800 | 21630-290 | 21630-266 | 21630-386 | – | |
| 5 | 33 | 1600 | 600 | 600 | 21630-293 | 21630-269 | 21630-388 | – | |
| 6 | 33 | 1600 | 600 | 800 | 21630-294 | 21630-270 | 21630-388 | – | |
| 7 | 38 | 1800 | 600 | 600 | 21630-297 | 21630-273 | 21630-390 | 21630-366 | |
| 8 | 38 | 1800 | 600 | 800 | 21630-298 | 21630-274 | 21630-390 | 21630-366 | |
| 9 | 38 | 1800 | 800 | 600 | 21630-297 | 21630-273 | 21630-391 | 21630-367 | |
| 10 | 42 | 2000 | 600 | 300 | – | 21630-277 | 21630-122 | 21630-368 | |
| 11 | 42 | 2000 | 600 | 600 | 21630-302 | 21630-278 | 21630-122 | 21630-368 | |
| 12 | 42 | 2000 | 600 | 800 | 21630-303 | 21630-279 | 21630-122 | 21630-368 | |
| 13 | 42 | 2000 | 800 | 600 | 21630-302 | 21630-278 | 21630-125 | 21630-369 | |
| 14 | 42 | 2000 | 800 | 800 | 21630-303 | 21630-279 | 21630-125 | 21630-369 | |
| 15 | 47 | 2200 | 600 | 300 | – | 21630-281 | 21630-123 | 21630-370 | |
| 16 | 47 | 2200 | 600 | 600 | 21630-306 | 21630-282 | 21630-123 | 21630-370 | |
| 17 | 47 | 2200 | 600 | 800 | 21630-307 | 21630-283 | 21630-123 | 21630-370 | |
| 18 | 47 | 2200 | 800 | 600 | 21630-306 | 21630-282 | 21630-126 | 21630-371 | |
| 19 | 47 | 2200 | 800 | 800 | 21630-307 | 21630-283 | 21630-126 | 21630-371 | |

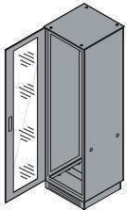
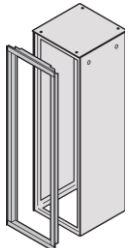
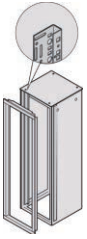


Note

- Please order one grounding kit per cabinet frame.
The kit is sufficient to ground all components of the cabinet

Cabinets – Varistar CP Electronics

VARISTAR CP IP20 / DECO – SIDE PANELS, REAR PANELS

Order information

| | | | | | Deco frame | | | |
|---|--------------------|-----------|----------|----------|--|--|--|--|
| | | | | | With quick-release fastener | With quick-release fastener | Screw-fixed rear panel | Bracket and screw kit |
|  | | | | |  |  |  |  |
| Completely in RAL 7021 (black grey) | | | | | Al, 19" plane is integrated into deco frame please order GND/earthing kit separately | St, for assembling slide rails and shelves in Varistar Deco please order GND/earthing kit separately | St, 19" plane is integrated into deco frame please order GND/earthing kit separately | St, 19" plane is integrated into deco frame please order GND/earthing kit separately |
| No. | Cabinet dimensions | | | | PU 1 piece assembled | PU 2 pieces assembled | PU 1 piece assembled | PU 1 piece assembled |
| | U | Height mm | Width mm | Depth mm | | | | |
| Completely in RAL 7021 | | | | | RAL 7021 | RAL 7021 | RAL 7021 | RAL 7021 |
| 1 | 24 | 1200 | 600 | 600 | 21630-309 | 23130-220 | – | – |
| 2 | 24 | 1200 | 600 | 800 | 21630-309 | 23130-220 | – | – |
| 3 | 29 | 1400 | 600 | 600 | 21630-310 | 23130-221 | – | – |
| 4 | 29 | 1400 | 600 | 800 | 21630-310 | 23130-221 | – | – |
| 5 | 33 | 1600 | 600 | 600 | 21630-311 | 23130-222 | – | – |
| 6 | 33 | 1600 | 600 | 800 | 21630-311 | 23130-222 | – | – |
| 7 | 38 | 1800 | 600 | 600 | 21630-312 | 23130-223 | – | – |
| 8 | 38 | 1800 | 600 | 800 | 21630-312 | 23130-223 | – | – |
| 9 | 38 | 1800 | 800 | 600 | – | – | 21630-924 | 21630-918 |
| 10 | 42 | 2000 | 600 | 300 | 21630-313 | 23130-224 | – | – |
| 11 | 42 | 2000 | 600 | 600 | 21630-313 | 23130-224 | – | – |
| 12 | 42 | 2000 | 600 | 800 | 21630-313 | 23130-224 | – | – |
| 13 | 42 | 2000 | 800 | 600 | – | – | 21630-925 | 21630-919 |
| 14 | 42 | 2000 | 800 | 800 | – | – | 21630-925 | 21630-919 |
| 15 | 47 | 2200 | 600 | 300 | 21630-314 | 23130-225 | – | – |
| 16 | 47 | 2200 | 600 | 600 | 21630-314 | 23130-225 | – | – |
| 17 | 47 | 2200 | 600 | 800 | 21630-314 | 23130-225 | – | – |
| 18 | 47 | 2200 | 800 | 600 | – | – | 21630-926 | 21630-920 |
| 19 | 47 | 2200 | 800 | 800 | – | – | 21630-926 | 21630-920 |

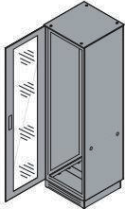






Note

- Please order one grounding kit per cabinet frame. The kit is sufficient to ground all components of the cabinet

Cabinets – Varistar CP Electronics

VARISTAR CP IP20 / DECO – GLAZED DOORS

Order information

| | | | | | Deco frame | | | Double Glazed door | Handle with round cylinder | Handle for DIN profile half cylinder |
|---|--------------------|-----------|----------|----------|---|--|--|---|---|---|
| | | | | | handle with 1-point locking | handle with 1-point locking | handle with 3-point locking | handle with 3-point locking | | |
|  | | | | |  |  |  |  |  |  |
| Completely in RAL 7021 (black grey) | | | | | Door frame St, 1.5 mm, security glass 6 mm, 180° hinge, handle without lever, 2 keys please order GND/earthing kit separately | Door frame St, 1.5 mm, security glass 6 mm, 180° hinge, lever handle with key insert, 2 keys. please order GND/earthing kit separately | Door frame St, 1.5 mm, security glass 6 mm, 180° hinge, lever handle with key insert, 2 keys. please order GND/earthing kit separately | Double door frame St, 1.5 mm, security glass 6 mm, 180° hinge, lever handle with key insert, 2 keys. please order GND/earthing kit separately | Handle with round cylinder | Lever handle for 3-points locking |
| No. | Cabinet dimensions | | | | PU 1 piece assembled | PU 1 piece assembled | PU 1 piece assembled | PU 1 piece | PU 1 piece assembled | PU 1 piece assembled |
| | U | Height mm | Width mm | Depth mm | | | | | | |
| Completely in RAL 7021 | | | | | RAL 7021 | RAL 7021 | RAL 7021 | RAL 7021 | | |
| 1 | 24 | 1200 | 600 | 600 | 21630-481 | 21630-392 | 21630-416 | 21630-686 | 24630-098 | 24630-003 |
| 2 | 24 | 1200 | 600 | 800 | 21630-481 | 21630-392 | 21630-416 | 21630-686 | | |
| 3 | 29 | 1400 | 600 | 600 | 21630-483 | 21630-394 | 21630-418 | 21630-688 | | |
| 4 | 29 | 1400 | 600 | 800 | 21630-483 | 21630-394 | 21630-418 | 21630-688 | | |
| 5 | 33 | 1600 | 600 | 600 | 21630-485 | 21630-396 | 21630-420 | 21630-690 | | |
| 6 | 33 | 1600 | 600 | 800 | 21630-485 | 21630-396 | 21630-420 | 21630-690 | | |
| 7 | 38 | 1800 | 600 | 600 | 21630-487 | 21630-398 | 21630-422 | 21630-692 | | |
| 8 | 38 | 1800 | 600 | 800 | 21630-487 | 21630-398 | 21630-422 | 21630-692 | | |
| 9 | 38 | 1800 | 800 | 600 | 21630-488 | 21630-399 | 21630-423 | 21630-693 | | |
| 10 | 42 | 2000 | 600 | 300 | 21630-489 | 21630-016 | 21630-092 | 21630-694 | | |
| 11 | 42 | 2000 | 600 | 600 | 21630-489 | 21630-016 | 21630-092 | 21630-694 | | |
| 12 | 42 | 2000 | 600 | 800 | 21630-489 | 21630-016 | 21630-092 | 21630-694 | | |
| 13 | 42 | 2000 | 800 | 600 | 21630-490 | 21630-018 | 21630-095 | 21630-695 | | |
| 14 | 42 | 2000 | 800 | 800 | 21630-490 | 21630-018 | 21630-095 | 21630-695 | | |
| 15 | 47 | 2200 | 600 | 300 | 21630-491 | 21630-017 | 21630-093 | 21630-696 | | |
| 16 | 47 | 2200 | 600 | 600 | 21630-491 | 21630-017 | 21630-093 | 21630-696 | | |
| 17 | 47 | 2200 | 600 | 800 | 21630-491 | 21630-017 | 21630-093 | 21630-696 | | |
| 18 | 47 | 2200 | 800 | 600 | 21630-492 | 21630-019 | 21630-096 | 21630-697 | | |
| 19 | 47 | 2200 | 800 | 800 | 21630-492 | 21630-019 | 21630-096 | 21630-697 | | |

Other handles

| | |
|---|-----------|
| Lever handle ASSA cylinder for 3-point locking (without cylinder) | 24630-062 |
| Lever handle KABA cylinder for 3-point locking (without cylinder) | 24630-063 |



DIN profile half cylinder

| | |
|---|-----------|
| A) DIN profile half cylinder, key no. 333, qty = 1 | 60114-121 |
| B) DIN profile half cylinder, push button lockable by keys, Key no. 2233, qty = 1 | 23130-601 |
| C) DIN profile half cylinder, with push button for lever handle | 23130-602 |



Note

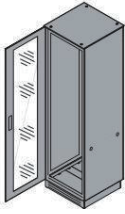






- Please order one grounding kit per cabinet frame. The kit is sufficient to ground all components of the cabinet

Part number in bold face type: ready for despatch within 2 working days
Part number in normal type: ready for despatch within 10 working days

Cabinets – Varistar CP Electronics

VARISTAR CP IP20 / DECO – STEEL DOORS PLAIN

Order information

| | | | | | Plain doors | | | Double Plain door | Handle with round cylinder | Handle for DIN profile half cylinder |
|---|----|--------------------|----------|----------|--|---|---|---|---|---|
| | | | | | handle with 1 point locking | handle with 1 point locking | handle with 3-point locking | handle with 3-point locking | | |
|  | | | | |  |  |  |  |  |  |
| Completely in RAL 7021 (black grey) | | | | | Door St, 1,5 mm, 180° hinge, handle without lever, 2 keys please order GND/earthing kit separately | Door St, 1,5 mm, 180° hinge, lever handle with key insert, 2 keys. please order GND/earthing kit separately | Door St, 1,5 mm, 180° hinge, lever handle with key insert, 2 keys. please order GND/earthing kit separately | Double door St, 1,5 mm, 180° hinge, lever handle with key insert, 2 keys please order GND/earthing kit separately | Handle with round cylinder | Lever handle for 3 points locking |
| No. | U | Cabinet dimensions | | | PU 1 piece assembled | PU 1 piece assembled | PU 1 piece assembled | PU 1 piece assembled | PU 1 piece assembled | PU 1 piece assembled |
| | | Height mm | Width mm | Depth mm | | | | | | |
| Completely in RAL 7021 | | | | | RAL 7021 | RAL 7021 | RAL 7021 | RAL 7021 | | |
| 1 | 24 | 1200 | 600 | 600 | 21630-493 | 21630-400 | 21630-432 | 21630-440 | 24630-098 | 24630-003 |
| 2 | 24 | 1200 | 600 | 800 | 21630-493 | 21630-400 | 21630-432 | 21630-440 | | |
| 3 | 29 | 1400 | 600 | 600 | 21630-495 | 21630-402 | 21630-434 | 21630-442 | | |
| 4 | 29 | 1400 | 600 | 800 | 21630-495 | 21630-402 | 21630-434 | 21630-442 | | |
| 5 | 33 | 1600 | 600 | 600 | 21630-497 | 21630-404 | 21630-436 | 21630-444 | | |
| 6 | 33 | 1600 | 600 | 800 | 21630-497 | 21630-404 | 21630-436 | 21630-444 | | |
| 7 | 38 | 1800 | 600 | 600 | 21630-499 | 21630-406 | 21630-438 | 21630-446 | | |
| 8 | 38 | 1800 | 600 | 800 | 21630-499 | 21630-406 | 21630-438 | 21630-446 | | |
| 9 | 38 | 1800 | 800 | 600 | 21630-500 | 21630-407 | 21630-439 | 21630-447 | | |
| 10 | 42 | 2000 | 600 | 300 | 21630-501 | 21630-002 | 21630-104 | 21630-086 | | |
| 11 | 42 | 2000 | 600 | 600 | 21630-501 | 21630-002 | 21630-104 | 21630-086 | | |
| 12 | 42 | 2000 | 600 | 800 | 21630-501 | 21630-002 | 21630-104 | 21630-086 | | |
| 13 | 42 | 2000 | 800 | 600 | 21630-502 | 21630-009 | 21630-107 | 21630-089 | | |
| 14 | 42 | 2000 | 800 | 800 | 21630-502 | 21630-009 | 21630-107 | 21630-089 | | |
| 15 | 47 | 2200 | 600 | 300 | 21630-503 | 21630-003 | 21630-105 | 21630-087 | | |
| 16 | 47 | 2200 | 600 | 600 | 21630-503 | 21630-003 | 21630-105 | 21630-087 | | |
| 17 | 47 | 2200 | 600 | 800 | 21630-503 | 21630-003 | 21630-105 | 21630-087 | | |
| 18 | 47 | 2200 | 800 | 600 | 21630-504 | 21630-010 | 21630-108 | 21630-090 | | |
| 19 | 47 | 2200 | 800 | 800 | 21630-504 | 21630-010 | 21630-108 | 21630-090 | | |

Other handles

| | |
|---|-----------|
| Lever handle ASSA cylinder for 3-point locking (without cylinder) | 24630-062 |
| Lever handle KABA cylinder for 3-point locking (without cylinder) | 24630-063 |



DIN profile half cylinder

| | |
|---|-----------|
| A) DIN profile half cylinder, key no. 333, qty = 1 | 60114-121 |
| B) DIN profile half cylinder, push button lockable by keys, Key no. 2233, qty = 1 | 23130-601 |
| C) DIN profile half cylinder, with push button for lever handle | 23130-602 |



Note

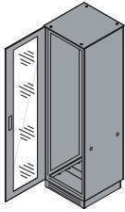






- Please order one grounding kit per cabinet frame. The kit is sufficient to ground all components of the cabinet

Part number in bold face type: ready for despatch within 2 working days
Part number in normal type: ready for despatch within 10 working days

Cabinets – Varistar CP Electronics

VARISTAR CP IP20 / DECO – STEEL DOORS PERFORATED

Order information

| | | | | | Steel doors perforated | | | Double steel door perforated | Handle with round cylinder | Handle for DIN profile half cylinder |
|---|--------------------|-----------|----------|----------|---|--|--|--|---|---|
| | | | | | handle with 1 point locking | handle with 1 point locking | handle with 3-point locking | handle with 3-point locking | | |
|  | | | | |  |  |  |  |  |  |
| Completely in RAL 7021 (black grey) | | | | | Door St, 1.5 mm, perforated, 180° hinge, handle without lever, 2 keys please order GND/earthing kit separately | Door St, 1.5 mm, perforated, 180° hinge, lever handle with key insert, 2 keys. please order GND/earthing kit separately | Door St, 1.5 mm, perforated, 180° hinge, lever handle with key insert, 2 keys. please order GND/earthing kit separately | Double door St, 1.5 mm, perforated 180° hinge, lever handle with key insert, 2 keys. please order GND/earthing kit separately | Handle with round cylinder | Lever handle for 3 points locking |
| No. | Cabinet dimensions | | | | PU 1 piece assembled | PU 1 piece assembled | PU 1 piece assembled | PU 1 piece assembled | PU 1 piece assembled | PU 1 piece assembled |
| | U | Height mm | Width mm | Depth mm | | | | | | |
| Completely in RAL 7021 | | | | | RAL 7021 | RAL 7021 | RAL 7021 | RAL 7021 | | |
| 1 | 24 | 1200 | 600 | 600 | 21630-507 | 21630-408 | 21630-424 | 21630-448 | 24630-098 | 24630-003 |
| 2 | 24 | 1200 | 600 | 800 | 21630-507 | 21630-408 | 21630-424 | 21630-448 | | |
| 3 | 29 | 1400 | 600 | 600 | 21630-509 | 21630-410 | 21630-426 | 21630-450 | | |
| 4 | 29 | 1400 | 600 | 800 | 21630-509 | 21630-410 | 21630-426 | 21630-450 | | |
| 5 | 33 | 1600 | 600 | 600 | 21630-511 | 21630-412 | 21630-428 | 21630-452 | | |
| 6 | 33 | 1600 | 600 | 800 | 21630-511 | 21630-412 | 21630-428 | 21630-452 | | |
| 7 | 38 | 1800 | 600 | 600 | 21630-513 | 21630-414 | 21630-430 | 21630-454 | | |
| 8 | 38 | 1800 | 600 | 800 | 21630-513 | 21630-414 | 21630-430 | 21630-454 | | |
| 9 | 38 | 1800 | 800 | 600 | 21630-514 | 21630-415 | 21630-431 | 21630-455 | | |
| 10 | 42 | 2000 | 600 | 300 | 21630-515 | 21630-006 | 21630-098 | 21630-020 | | |
| 11 | 42 | 2000 | 600 | 600 | 21630-515 | 21630-006 | 21630-098 | 21630-020 | | |
| 12 | 42 | 2000 | 600 | 800 | 21630-515 | 21630-006 | 21630-098 | 21630-020 | | |
| 13 | 42 | 2000 | 800 | 600 | 21630-516 | 21630-013 | 21630-101 | 21630-027 | | |
| 14 | 42 | 2000 | 800 | 800 | 21630-516 | 21630-013 | 21630-101 | 21630-027 | | |
| 15 | 47 | 2200 | 600 | 300 | 21630-517 | 21630-007 | 21630-099 | 21630-021 | | |
| 16 | 47 | 2200 | 600 | 600 | 21630-517 | 21630-007 | 21630-099 | 21630-021 | | |
| 17 | 47 | 2200 | 600 | 800 | 21630-517 | 21630-007 | 21630-099 | 21630-021 | | |
| 18 | 47 | 2200 | 800 | 600 | 21630-518 | 21630-014 | 21630-102 | 21630-028 | | |
| 19 | 47 | 2200 | 800 | 800 | 21630-518 | 21630-014 | 21630-102 | 21630-028 | | |

Other handles

| | |
|---|-----------|
| Lever handle ASSA cylinder for 3-point locking (without cylinder) | 24630-062 |
| Lever handle KABA cylinder for 3-point locking (without cylinder) | 24630-063 |



DIN profile half cylinder

| | |
|---|-----------|
| A) DIN profile half cylinder, key no. 333, qty = 1 | 60114-121 |
| B) DIN profile half cylinder, push button lockable by keys, Key no. 2233, qty = 1 | 23130-601 |
| C) DIN profile half cylinder, with push button for lever handle | 23130-602 |



Note

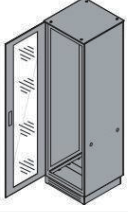






- Please order one grounding kit per cabinet frame. The kit is sufficient to ground all components of the cabinet

Part number in bold face type: ready for despatch within 2 working days
Part number in normal type: ready for despatch within 10 working days

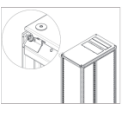
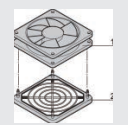
Cabinets – Varistar CP Electronics

VARISTAR CP IP20 / DECO – FLAT/RAISED TOP COVERS, FAN TRAYS AND LIFTING EYES

Order information

| | | | | | Plain flush covers IP20 | | Raised top cover | Fan top cover | | Lifting Eyes |
|---|----|-----------|----------|----------|---|--|---|---|---|---|
| | | | | | flush cover | top cover perforated | | Fan top cover for 6 fans, 3 fans included | Fan top cover with 6 ECO fans 24V | |
|  | | | | |  |  |  |  |  |  |
| Completely in RAL 7021 (black grey) | | | | | Flat top cover, St, 1.5 mm, RAL 7021 please order GND/earthing kit separately | Flat top cover, Perforated, St, 1.5 mm, RAL 7021. please order GND/earthing kit separately | Raised top cover, St, 1.5 mm, RAL 7021. please order GND/earthing kit separately | Raised top cover, St, 1.5 mm, RAL 7021, 3 Cover PE, 3 fans 230V, assembly kit. Additional fans can be found below. please order GND/earthing kit separately | Raised top cover, St, 1.5 mm, RAL 7021, 6 ECO fans 24V, assembly kit please order GND/earthing kit separately | Lifting Eyes, M12 thread, application and load to DIN 582. Incl. assembly material. |
| Cabinet dimensions | | | | | PU 1 piece | PU 1 piece | PU 1 piece | PU 1 piece | PU 1 piece | PU 1 kit , 4pcs |
| No. | U | Height mm | Width mm | Depth mm | | | | | | |
| Completely in RAL 7021 | | | | | RAL 7021 | RAL 7021 | RAL 7021 | RAL 7021 | RAL 7021 | |
| 1 | 24 | 1200 | 600 | 600 | 21630-254 | 21630-571 | 21630-584 | 21630-597 | 21630-777 | 24630-030 |
| 2 | 24 | 1200 | 600 | 800 | 21630-255 | 21630-572 | 21630-585 | 21630-598 | 21630-778 | |
| 3 | 29 | 1400 | 600 | 600 | 21630-254 | 21630-571 | 21630-584 | 21630-597 | 21630-777 | |
| 4 | 29 | 1400 | 600 | 800 | 21630-255 | 21630-572 | 21630-585 | 21630-598 | 21630-778 | |
| 5 | 33 | 1600 | 600 | 600 | 21630-254 | 21630-571 | 21630-584 | 21630-597 | 21630-777 | |
| 6 | 33 | 1600 | 600 | 800 | 21630-255 | 21630-572 | 21630-585 | 21630-598 | 21630-778 | |
| 7 | 38 | 1800 | 600 | 600 | 21630-254 | 21630-571 | 21630-584 | 21630-597 | 21630-777 | |
| 8 | 38 | 1800 | 600 | 800 | 21630-255 | 21630-572 | 21630-585 | 21630-598 | 21630-778 | |
| 9 | 38 | 1800 | 800 | 600 | 21630-257 | 21630-577 | 21630-590 | 21630-736 | 21630-783 | |
| 10 | 42 | 2000 | 600 | 300 | 21630-260 | 21630-570 | 21630-583 | – | – | |
| 11 | 42 | 2000 | 600 | 600 | 21630-254 | 21630-571 | 21630-584 | 21630-597 | 21630-777 | |
| 12 | 42 | 2000 | 600 | 800 | 21630-255 | 21630-572 | 21630-585 | 21630-598 | 21630-778 | |
| 13 | 42 | 2000 | 800 | 600 | 21630-257 | 21630-577 | 21630-590 | 21630-736 | 21630-783 | |
| 14 | 42 | 2000 | 800 | 800 | 21630-258 | 21630-578 | 21630-591 | 21630-737 | 21630-784 | |
| 15 | 47 | 2200 | 600 | 300 | 21630-260 | 21630-570 | 21630-583 | – | – | |
| 16 | 47 | 2200 | 600 | 600 | 21630-254 | 21630-571 | 21630-584 | 21630-597 | 21630-777 | |
| 17 | 47 | 2200 | 600 | 800 | 21630-255 | 21630-572 | 21630-585 | 21630-598 | 21630-778 | |
| 18 | 47 | 2200 | 800 | 600 | 21630-257 | 21630-577 | 21630-590 | 21630-736 | 21630-783 | |
| 19 | 47 | 2200 | 800 | 800 | 21630-258 | 21630-578 | 21630-591 | 21630-737 | 21630-784 | |

Accessories

| | | |
|---|---|-----------|
| Internal Safety Device, 1 kit of 2 pcs |  | 24630-027 |
| Fan with grill for top assembly, 230 VAC, 38 × 119 × 119 mm, for 50 Hz, 162 m³/h assembly material, 1 kit |  | 23130-165 |

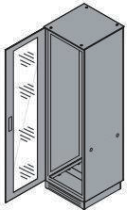



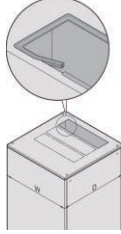

Note

- Please order one grounding kit per cabinet frame. The kit is sufficient to ground all components of the cabinet

Cabinets – Varistar CP Electronics

VARISTAR CP IP20 / DECO – TOP COVER WITH PRE-CUT-OUT ZONES, FAN TRAYS

Order information

| | | | | | Top Cover with Pre-Cutouts IP20 | | Cover perforated | Edge Protection | Brush Strip |
|---|--------------------|-----------|----------|----------|---|--|--|---|---|
| | | | | | Pre-Cutouts | Fan insert | | | |
|  | | | | |  |  |  |  |  |
| Completely in RAL 7021 (black grey) | | | | | Flat top cover, with pre-cutouts, St, 1.5 mm, RAL 7021 please order GND/earthing kit separately | Fan tray, RAL 7021, 3 x 230 VAC fan, fully wired C14 male plug, cable, protective grill, assembly kit. For 2 fan insert, choose 1 x Y-Cable. For 3 Fan inserts, choose 2 x Y- Cables (23130-394) | Top cover plate, perforated, 6 mm perforation, St, 1 mm, RAL 7021 | Edge protection, PVC, black, length 3 m | Brush strip, nylon, black |
| No. | Cabinet dimensions | | | | PU 1 piece | PU 1 piece | PU 1 piece | PU 1 kit , 4 pieces | PU 2 pieces |
| | U | Height mm | Width mm | Depth mm | | | | | |
| Completely in RAL 7021 | | | | | RAL 7021 | RAL 7021 | RAL 7021 | | |
| 1 | 24 | 1200 | 600 | 600 | 21630-457 | 23130-070 | 23130-071 | 28127-281 | 23130-069 |
| 2 | 24 | 1200 | 600 | 800 | 21630-458 | | | | |
| 3 | 29 | 1400 | 600 | 600 | 21630-457 | | | | |
| 4 | 29 | 1400 | 600 | 800 | 21630-458 | | | | |
| 5 | 33 | 1600 | 600 | 600 | 21630-457 | | | | |
| 6 | 33 | 1600 | 600 | 800 | 21630-458 | | | | |
| 7 | 38 | 1800 | 600 | 600 | 21630-457 | | | | |
| 8 | 38 | 1800 | 600 | 800 | 21630-458 | | | | |
| 9 | 38 | 1800 | 800 | 600 | 21630-460 | | | | |
| 10 | 42 | 2000 | 600 | 300 | – | | | | |
| 11 | 42 | 2000 | 600 | 600 | 21630-457 | | | | |
| 12 | 42 | 2000 | 600 | 800 | 21630-458 | | | | |
| 13 | 42 | 2000 | 800 | 600 | 21630-460 | | | | |
| 14 | 42 | 2000 | 800 | 800 | 21630-461 | | | | |
| 15 | 47 | 2200 | 600 | 300 | – | | | | |
| 16 | 47 | 2200 | 600 | 600 | 21630-457 | | | | |
| 17 | 47 | 2200 | 600 | 800 | 21630-458 | | | | |
| 18 | 47 | 2200 | 800 | 600 | 21630-460 | | | | |
| 19 | 47 | 2200 | 800 | 800 | 21630-461 | | | | |

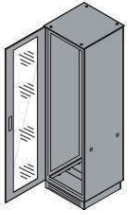
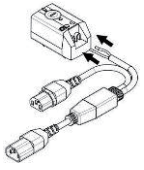
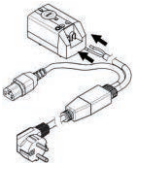





Note

- Please order one grounding kit per cabinet frame. The kit is sufficient to ground all components of the cabinet

Cabinets – Varistar CP Electronics

VARISTAR CP IP20 / DECO – THERMOSTAT, SPEED CONTROLLER FOR FAN TRAYS, EXTENSION CABLES

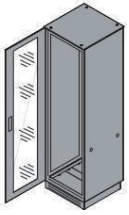



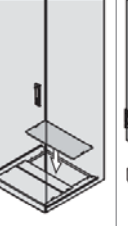

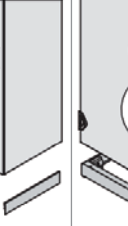

Order information

| | Thermostat | | Y-Cable when using a 2nd fan insert 2 × IEC C13/1 × C14 | Speed Controller | Extension cable, black, for | | |
|--|---|---|--|---|--|--|--|
| | with C14 Plug to cold device cable (C13) | with Schuko / UTE Plug to cold device cable (C13) | | | speed controller SCHUKO/UTE to IEC C13 (2.5 m) | speed controller IEC C14 to IEC C13 (2.5 m) | speed controller British Standard to IEC C13 (2.5 m) |
|  Completely in RAL 7021 (black grey) |  Thermostat for fan tray with connection cable 230 VAC incl. mounting bracket |  Thermostat for fan tray with connection cable 230 VAC incl. mounting bracket |  Fan tray, RAL 7021, 3 × 230 VAC fan, fully wired C14 male plug, cable, protective grill, assembly kit |  Suitable for all AC fans and fan units (up to 300 W) with IEC 60320 C13 plug (plug & play). |  Mains cable, PVC, max. 250 VAC, max. 10 A |  Mains cable, PVC, max. 250 VAC, max. 10 A |  Mains cable, PVC, max. 250 VAC, max. 10 A |
| Can be used for all Cabinet dimensions | PU 1 piece | PU 1 piece | PU 1 piece | PU 1 piece | PU 1 piece | PU 1 piece | PU 1 piece |
| | 24630-116 | 24630-119 | 23130-394 | 20118-900 | 62150-191 | 60197-053 | 60103-137 |

Cabinets – Varistar CP Electronics


VARISTAR CP IP20 / DECO – BASES/PLINTHS

Order information

| | Base plate | | | | Base/plinth, ventilated, 100 mm | Side covers, 100 mm | Base/plinth, mobile |
|---|---|---|---|--|---|---|--|
| | Base plate, multipiece | Brush strip | Dust filter set | Cover plate | | | |
|  |  |  |  |  |  |  |  |
| Completely in RAL 7021 (black grey) | St, 1.5 mm, multipiece, opening to rear 200 mm deep (no rear opening with 300 mm cabinet depth), please order GND/ earthing; dimension drawings see page 11 | nylon, black | filter mat, white, class M1, in accordance with EN 799-G3 | St, 1.5 mm, please order gasket IP55 separately | support with adjustable feet and 2 trims, perforated, static load-carrying capacity 1000 kg; please order side trims separately | St, 1.5 mm | support, St, 3 mm, trim, St, 1.5 mm, static load-carrying capacity on castors 400 kg, on adjustable feet 1000 kg |

| No. | U | Cabinet dimensions | | | 1 piece | 1 piece | 1 piece | 1 piece | PU 1 kit | PU 1 pair | 1 piece assembled |
|------------------------|----|--------------------|----------|----------|-----------|-----------|-----------|-----------|-----------|-----------|-------------------|
| | | Height mm | Width mm | Depth mm | | | | | | | |
| Completely in RAL 7021 | | | | | RAL 7021 | RAL 7021 | RAL 7021 | RAL 7021 | RAL 7021 | RAL 7021 | RAL 7021 |
| 1 | 24 | 1200 | 600 | 600 | 21630-616 | 24630-101 | 24630-102 | 24630-103 | 24630-034 | 24630-077 | 21630-655 |
| 2 | 24 | 1200 | 600 | 800 | 21630-617 | | | | 24630-034 | 24630-078 | 21630-656 |
| 3 | 29 | 1400 | 600 | 600 | 21630-616 | | | | 24630-034 | 24630-077 | 21630-655 |
| 4 | 29 | 1400 | 600 | 800 | 21630-617 | | | | 24630-034 | 24630-078 | 21630-656 |
| 5 | 33 | 1600 | 600 | 600 | 21630-616 | | | | 24630-034 | 24630-077 | 21630-655 |
| 6 | 33 | 1600 | 600 | 800 | 21630-617 | | | | 24630-034 | 24630-078 | 21630-656 |
| 7 | 38 | 1800 | 600 | 600 | 21630-616 | | | | 24630-034 | 24630-077 | 21630-655 |
| 8 | 38 | 1800 | 600 | 800 | 21630-617 | | | | 24630-034 | 24630-078 | 21630-656 |
| 9 | 38 | 1800 | 800 | 600 | 21630-622 | | | | 24630-035 | 24630-077 | 21630-661 |
| 10 | 42 | 2000 | 600 | 300 | - | | | | 24630-034 | 24630-083 | - |
| 11 | 42 | 2000 | 600 | 600 | 21630-616 | | | | 24630-034 | 24630-077 | 21630-655 |
| 12 | 42 | 2000 | 600 | 800 | 21630-617 | | | | 24630-034 | 24630-078 | 21630-656 |
| 13 | 42 | 2000 | 800 | 600 | 21630-622 | | | | 24630-035 | 24630-077 | 21630-661 |
| 14 | 42 | 2000 | 800 | 800 | 21630-623 | | | | 24630-035 | 24630-078 | 21630-662 |
| 15 | 47 | 2200 | 600 | 300 | - | | | | 24630-034 | 24630-083 | - |
| 16 | 47 | 2200 | 600 | 600 | 21630-616 | | | | 24630-034 | 24630-077 | 21630-655 |
| 17 | 47 | 2200 | 600 | 800 | 21630-617 | | | | 24630-034 | 24630-078 | 21630-656 |
| 18 | 47 | 2200 | 800 | 600 | 21630-622 | | | | 24630-035 | 24630-077 | 21630-661 |
| 19 | 47 | 2200 | 800 | 800 | 21630-623 | | | | 24630-035 | 24630-078 | 21630-662 |

Remark:



Dust filter set white, class M1, spare parts (3 filters) for replacement of filter included in kit 24630-102 24630-107

200 mm high base and side covers on request

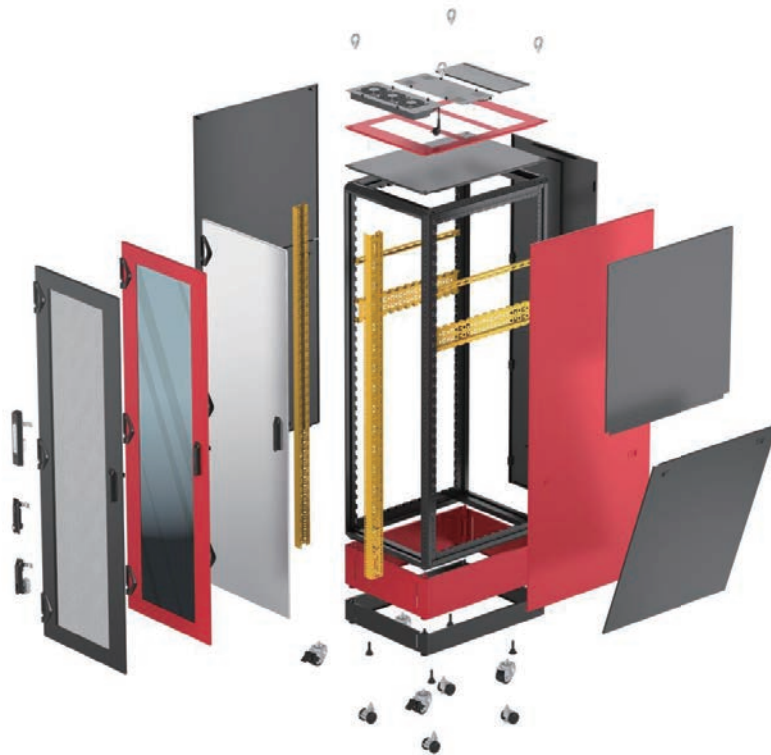
Part number in bold face type: ready for despatch within 2 working days
Part number in normal type: ready for despatch within 10 working days

Cabinets – Varistar CP Electronics

VARISTAR CP IP55 – SERVICEPLUS: CONFIGURATION AND ASSEMBLY

- Dimensions:
 - Height: 24 ... 47 U (1200 ... 2200 mm)
 - Width: 600 and 800 mm
 - Depth: 300, 600, 800, 900, 1000, 1100 and 1200 mm
The dimensions 900, 1000, 1100 and 1200 mm are typically used for datacom or server applications
- The frame, side panels, doors, cover and base are offered in black grey (RAL 7021) for all standard and preconfigured cabinets. nVent SCHROFF provides 7 RAL colours at no additional costs on customer request. The current range of 7 colours are: RAL 7021 (black grey), RAL 7030 (stone grey), RAL 7032 (pebble grey), RAL 7035 (light grey), RAL 9002 (grey white), RAL 9003 (signal white), RAL 9005 (deep black).
- Build your cabinet out of individual components (please suffix each part number with /05)
- Once you have selected the desired cabinet dimensions, the row number (first column of the configuration tables) will guide you through all subsequent configuration pages that apply to these dimensions (see example below)
- The cabinet is assembled by us and ready for dispatch within 10 working days
- The online Configurator is available on our website.
- Please see the link attached or find further information on page 59

<https://SCHROFF.nVent.com/en-de/configurators/3d/varistar-cp/new>



Example configuration (Cabinet 42U, 2000 mm, 600 W × 800 D)

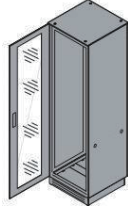







| Qty | Description | Order no. |
|-----|---|--------------|
| 1 | Frame Static, height 2000 mm, width 600 mm, depth 800 mm, 1 piece | 20630-100/05 |
| 1 | Adjustable feet, PU 4 pieces | 24630-016/05 |
| 1 | Side panel 2000 mm, screwed version IP55, RAL 7021, PU 2 pieces | 21630-239/05 |
| 1 | Rear panel, screw-fixed IP 55, RAL 7021, 1 piece | 21630-202/05 |
| 1 | Glazed door with 3 point locking, RAL 7021, IP 55, 1 piece | 21630-225/05 |
| 1 | Plain flush top cover, IP55, RAL 7021 | 21630-187/05 |
| 1 | Grounding kit for Cabinet | 24630-001/05 |

Part number in bold face type: ready for despatch within 2 working days
Part number in normal type: ready for despatch within 10 working days

Cabinets – Varistar CP Electronics

VARISTAR CP IP55 – FRAMES, SIDE-BY-SIDE MOUNTING KITS, ADJUSTABLE FEET, CASTORS ORDER INFORMATION

Order information

| | | | | | Frame | | | | Castors | | |
|---|----|-----------|----------|----------|--|---|---|---|---|---|---|
| | | | | | Static Frame 1600 kg | Side-by-side mounting kit IP 55 (with gasketing) | Coupling roof trim | Adjustable feet | With 2x lockers, diameter 60 mm | With 2 lockers, diameter 64 mm | With 2 lockers, diameter 125 mm |
|  | | | | |  |  |  |  |  |  |  |
| Completely in RAL 7021 (black grey) | | | | | static load-carrying capacity: 1600 kg, St, 1.5 mm, zinc-plated, with central GND/earthing point; please order adjustable feet or castors separately | side-by-side mounting bracket (4 pieces) St, plus 8 screws, RAL 7021 | coupling roof trim St, RAL 7021 | for the frame, static load-carrying capacity: 1600 kg, cannot be used with base/plinth height 20..40 mm | for the frame, static load-carrying capacity: 400 kg, cannot be used with base/plinth, height 80 mm, diameter 60 mm | for the frame, static load-carrying capacity: 900 kg, cannot be used with base/plinth, height 92,5 mm, diameter 64 mm | for the frame, static load-carrying capacity: 400 kg, cannot be used with base/plinth, height 155 mm, diameter 125 mm, with rubberized roller |
| Cabinet dimensions | | | | | 1 piece assembled | PU 1 kit supplied loose | PU 1 kit | PU 4 pieces assembled | PU 4 pieces | PU 4 pieces | PU 4 pieces |
| No. | U | Height mm | Width mm | Depth mm | | | | | | | |
| Completely in RAL 7021 | | | | | RAL 7021 | RAL 7021 | RAL 7021 | | | | |
| 1 | 24 | 1200 | 600 | 600 | 20630-065 | 24630-122 | 21630-839 | 24630-016 | 24630-018 | 24630-020 | 24630-104 |
| 2 | 24 | 1200 | 600 | 800 | 20630-066 | | 21630-840 | | | | |
| 3 | 29 | 1400 | 600 | 600 | 20630-075 | | 21630-839 | | | | |
| 4 | 29 | 1400 | 600 | 800 | 20630-076 | | 21630-840 | | | | |
| 5 | 33 | 1600 | 600 | 600 | 20630-083 | | 21630-839 | | | | |
| 6 | 33 | 1600 | 600 | 800 | 20630-084 | | 21630-840 | | | | |
| 7 | 38 | 1800 | 600 | 600 | 20630-091 | | 21630-839 | | | | |
| 8 | 38 | 1800 | 600 | 800 | 20630-092 | | 21630-840 | | | | |
| 9 | 38 | 1800 | 800 | 600 | 20630-095 | | 21630-839 | | | | |
| 10 | 42 | 2000 | 600 | 300 | 20630-261 | | - | | | | |
| 11 | 42 | 2000 | 600 | 600 | 20630-099 | | 21630-839 | | | | |
| 12 | 42 | 2000 | 600 | 800 | 20630-100 | | 21630-840 | | | | |
| 13 | 42 | 2000 | 800 | 600 | 20630-105 | | 21630-839 | | | | |
| 14 | 42 | 2000 | 800 | 800 | 20630-106 | | 21630-840 | | | | |
| 15 | 47 | 2200 | 600 | 300 | 20630-262 | | - | | | | |
| 16 | 47 | 2200 | 600 | 600 | 20630-111 | | 21630-839 | | | | |
| 17 | 47 | 2200 | 600 | 800 | 20630-112 | | 21630-840 | | | | |
| 18 | 47 | 2200 | 800 | 600 | 20630-117 | | 21630-839 | | | | |
| 19 | 47 | 2200 | 800 | 800 | 20630-118 | | 21630-840 | | | | |



1. / 3. Grounding kit for Cabinet (4 mm²)



2. Grounding braids kit for Cabinet (10 mm²)

ACCESSORIES:

1. Grounding kit for Cabinet (4 mm²), 10pcs. **24630-001**
2. Grounding braids kit for Cabinet (10 mm²), 10 pcs, **24630-092**
3. Grounding kit for Cabinet (4 mm²), 10pcs according to fire reaction, according to EN50399, B2ac) **24630-093**

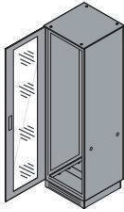





Note

- Please order one grounding kit per cabinet frame. The kit is sufficient to ground all components of the cabinet

Cabinets – Varistar CP Electronics

VARISTAR CP IP55 – SIDE PANELS, REAR PANELS, DOORS, HANDLES

Order information

| | | | | | Side panel | Rear panel | Steel doors plain | Glazed doors | Short doors with short panel |
|---|----|-----------|----------|----------|---|---|---|---|---|
| | | | | | Screw-fixed | Screw-fixed rear panel | handle with 3-point locking | handle with 3-point locking | handle with 5-points locking |
|  | | | | |  |  |  |  |  |
| Completely in RAL 7021 (black grey) | | | | | St, 1.5 mm, please order GND/earthing kit separately | St, 1.5 mm, please order GND/earthing kit separately | Door St, 1.5 mm, 180° hinge, lever handle with push button Please order GND/earthing kit separately | Door St, 1.5 mm, 180° hinge, lever handle with push button Please order GND/earthing kit separately | Door St, 1.5 mm, 180° hinge, lever handle with push button Please order GND/earthing kit separately |
| Cabinet dimensions | | | | | PU 2 pieces assembled | 1 piece assembled | PU 1 piece assembled | PU 1 piece assembled | PU 1 piece assembled |
| No. | U | Height mm | Width mm | Depth mm | PU 2 pieces assembled | 1 piece assembled | PU 1 piece assembled | PU 1 piece assembled | PU 1 piece assembled |
| Completely in RAL 7021 | | | | | RAL 7021 | RAL 7021 | RAL 7021 | RAL 7021 | RAL 7021 |
| 1 | 24 | 1200 | 600 | 600 | 21630-221 | 21630-198 | 21630-210 | 21630-717 | – |
| 2 | 24 | 1200 | 600 | 800 | 21630-222 | 21630-198 | 21630-210 | 21630-717 | – |
| 3 | 29 | 1400 | 600 | 600 | 21630-225 | 21630-199 | 21630-211 | 21630-719 | – |
| 4 | 29 | 1400 | 600 | 800 | 21630-226 | 21630-199 | 21630-211 | 21630-719 | – |
| 5 | 33 | 1600 | 600 | 600 | 21630-229 | 21630-200 | 21630-212 | 21630-720 | – |
| 6 | 33 | 1600 | 600 | 800 | 21630-230 | 21630-200 | 21630-212 | 21630-720 | – |
| 7 | 38 | 1800 | 600 | 600 | 21630-233 | 21630-201 | 21630-213 | 21630-723 | 21630-711 |
| 8 | 38 | 1800 | 600 | 800 | 21630-234 | 21630-201 | 21630-213 | 21630-723 | 21630-711 |
| 9 | 38 | 1800 | 800 | 600 | 21630-233 | 21630-207 | 21630-219 | 21630-724 | 21630-712 |
| 10 | 42 | 2000 | 600 | 300 | 21630-237 | 21630-202 | 21630-214 | 21630-725 | 21630-713 |
| 11 | 42 | 2000 | 600 | 600 | 21630-238 | 21630-202 | 21630-214 | 21630-725 | 21630-713 |
| 12 | 42 | 2000 | 600 | 800 | 21630-239 | 21630-202 | 21630-214 | 21630-725 | 21630-713 |
| 13 | 42 | 2000 | 800 | 600 | 21630-238 | 21630-208 | 21630-220 | 21630-726 | 21630-714 |
| 14 | 42 | 2000 | 800 | 800 | 21630-239 | 21630-208 | 21630-220 | 21630-726 | 21630-714 |
| 15 | 47 | 2200 | 600 | 300 | 21630-244 | 21630-203 | 21630-215 | 21630-727 | 21630-715 |
| 16 | 47 | 2200 | 600 | 600 | 21630-245 | 21630-203 | 21630-215 | 21630-727 | 21630-715 |
| 17 | 47 | 2200 | 600 | 800 | 21630-246 | 21630-203 | 21630-215 | 21630-727 | 21630-715 |
| 18 | 47 | 2200 | 800 | 600 | 21630-245 | 21630-209 | 21630-271 | 21630-728 | 21630-716 |
| 19 | 47 | 2200 | 800 | 800 | 21630-246 | 21630-209 | 21630-271 | 21630-728 | 21630-716 |

DIN profile half cylinder

| | |
|---|-----------|
| A) DIN profile half cylinder, key no. 333, qty = 1 | 60114-121 |
| B) DIN profile half cylinder, push button lockable by keys, Key no. 2233, qty = 1 | 23130-601 |
| C) DIN profile half cylinder, with push button for lever handle | 23130-602 |



Note

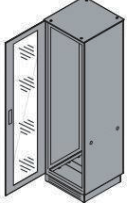


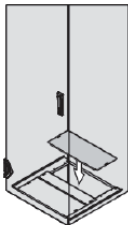




- Please order one grounding kit per cabinet frame. The kit is sufficient to ground all components of the cabinet

Part number in bold face type: ready for despatch within 2 working days
Part number in normal type: ready for despatch within 10 working days

Cabinets – Varistar CP Electronics

VARISTAR CP IP55 – FLAT TP COVERS, BASE PLATE

Order information

| | | | | | Plain flush covers | Base plate | | | | | Lifting Eyes |
|---|----|-----------|----------|----------|---|--|---|--|---|---|---|
| | | | | | flush cover IP55 | Base plate, multi-piece | Cover plate | Kit IP55 | Base plate, one-piece | Base plate, with cable entry | |
|  | | | | |  |  |  |  |  |  |  |
| Completely in RAL 7021 (black grey) | | | | | Flat top cover, St, 1.5 mm, RAL 7021 please order GND/earthing kit separately | St, 1.5 mm, multipiece, opening to rear 200 mm deep (no rear opening with 300 mm cabinet depth), please order GND/earthing; dimension drawings see page 11 | St, 1.5 mm, Please order gasket IP55 separately | | St, 1.5 mm, Please order GND/earthing; | St, 1.5 mm, Please order GND/earthing; | Lifting Eyes, M12 thread, application and load to DIN 582. Incl. assembly material. |
| Cabinet dimensions | | | | | 1 piece | 1 piece | 1 piece | 1 piece | PU 1 kit | PU 1 pair | 1 piece assembled |
| No. | U | Height mm | Width mm | Depth mm | | | | | | | |
| Completely in RAL 7021 | | | | | RAL 7021 | RAL 7021 | RAL 7021 | RAL 7021 | RAL 7021 | RAL 7021 | RAL 7021 |
| 1 | 24 | 1200 | 600 | 600 | 21630-186 | 21630-616 | 24630-103 | 24630-100 | 21630-322 | 21630-699 | 24630-030 |
| 2 | 24 | 1200 | 600 | 800 | 21630-187 | 21630-617 | | | 21630-323 | 21630-700 | |
| 3 | 29 | 1400 | 600 | 600 | 21630-186 | 21630-616 | | | 21630-322 | 21630-699 | |
| 4 | 29 | 1400 | 600 | 800 | 21630-187 | 21630-617 | | | 21630-323 | 21630-700 | |
| 5 | 33 | 1600 | 600 | 600 | 21630-186 | 21630-616 | | | 21630-322 | 21630-699 | |
| 6 | 33 | 1600 | 600 | 800 | 21630-187 | 21630-617 | | | 21630-323 | 21630-700 | |
| 7 | 38 | 1800 | 600 | 600 | 21630-186 | 21630-616 | | | 21630-322 | 21630-699 | |
| 8 | 38 | 1800 | 600 | 800 | 21630-187 | 21630-617 | | | 21630-323 | 21630-700 | |
| 9 | 38 | 1800 | 800 | 600 | 21630-192 | 21630-622 | | | 21630-330 | 21630-705 | |
| 10 | 42 | 2000 | 600 | 300 | 21630-315 | – | | | 21630-320 | 21630-698 | |
| 11 | 42 | 2000 | 600 | 600 | 21630-186 | 21630-616 | | | 21630-322 | 21630-699 | |
| 12 | 42 | 2000 | 600 | 800 | 21630-187 | 21630-617 | | | 21630-323 | 21630-700 | |
| 13 | 42 | 2000 | 800 | 600 | 21630-192 | 21630-622 | | | 21630-330 | 21630-705 | |
| 14 | 42 | 2000 | 800 | 800 | 21630-193 | 21630-623 | | | 21630-331 | 21630-706 | |
| 15 | 47 | 2200 | 600 | 300 | 21630-315 | – | | | 21630-320 | 21630-698 | |
| 16 | 47 | 2200 | 600 | 600 | 21630-186 | 21630-616 | | | 21630-322 | 21630-699 | |
| 17 | 47 | 2200 | 600 | 800 | 21630-187 | 21630-617 | | | 21630-323 | 21630-700 | |
| 18 | 47 | 2200 | 800 | 600 | 21630-192 | 21630-622 | | | 21630-330 | 21630-705 | |
| 19 | 47 | 2200 | 800 | 800 | 21630-193 | 21630-623 | | | 21630-331 | 21630-706 | |

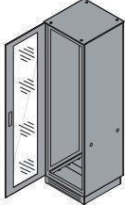






Note

- Please order one grounding kit per cabinet frame. The kit is sufficient to ground all components of the cabinet

Cabinets – Varistar CP Electronics

VARISTAR CP IP55 – BASES/PLINTHS

Order information

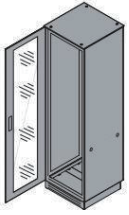
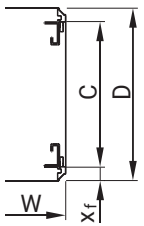



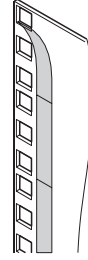
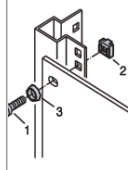
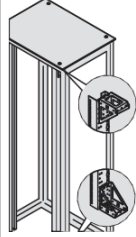
| | | | | | Base/plinth | | Base/plinth | | Base/plinth, mobile | Tipover protection For base mounting |
|---|--------------------|-----------|----------|----------|---|---|---|--|--|---|
| | | | | | Base/plinth, ventilated, 100H | Side covers, 100 mm | Base/plinth, ventilated, 200H | Side covers, 200 mm | | |
|  | | | | |  |  |  |  |  |  |
| Completely in RAL 7021 (black grey) | | | | | support with adjustable feet and 2 trims, perforated, static load-carrying capacity 1000 kg; please order side trims separately | St, 1.5 mm | support with adjustable feet and 2 trims, perforated, static load-carrying capacity 1000 kg; please order side trims separately | St, 1.5 mm | support, St, 3 mm, trim, St, 1.5 mm, static load-carrying capacity on castors 400 kg, on adjustable feet 1000 kg | |
| No. | Cabinet dimensions | | | | PU 1 kit | PU 1 pair | PU 1 kit | PU 1 pair | 1 piece | |
| | U | Height mm | Width mm | Depth mm | | | | | | |
| Completely in RAL 7021 | | | | | RAL 7021 | RAL 7021 | RAL 7021 | RAL 7021 | RAL 7021 | |
| 1 | 24 | 1200 | 600 | 600 | 24630-034 | 24630-077 | 24630-036 | 24630-080 | 21630-655 | 24630-056 |
| 2 | 24 | 1200 | 600 | 800 | 24630-034 | 24630-078 | 24630-036 | 24630-081 | 21630-656 | |
| 3 | 29 | 1400 | 600 | 600 | 24630-034 | 24630-077 | 24630-036 | 24630-080 | 21630-655 | |
| 4 | 29 | 1400 | 600 | 800 | 24630-034 | 24630-078 | 24630-036 | 24630-081 | 21630-656 | |
| 5 | 33 | 1600 | 600 | 600 | 24630-034 | 24630-077 | 24630-036 | 24630-080 | 21630-655 | |
| 6 | 33 | 1600 | 600 | 800 | 24630-034 | 24630-078 | 24630-036 | 24630-081 | 21630-656 | |
| 7 | 38 | 1800 | 600 | 600 | 24630-034 | 24630-077 | 24630-036 | 24630-080 | 21630-655 | |
| 8 | 38 | 1800 | 600 | 800 | 24630-034 | 24630-078 | 24630-036 | 24630-081 | 21630-656 | |
| 9 | 38 | 1800 | 800 | 600 | 24630-035 | 24630-077 | 24630-037 | 24630-080 | 21630-661 | |
| 10 | 42 | 2000 | 600 | 300 | 24630-034 | 24630-083 | 24630-036 | 24630-084 | – | |
| 11 | 42 | 2000 | 600 | 600 | 24630-034 | 24630-077 | 24630-036 | 24630-080 | 21630-655 | |
| 12 | 42 | 2000 | 600 | 800 | 24630-034 | 24630-078 | 24630-036 | 24630-081 | 21630-656 | |
| 13 | 42 | 2000 | 800 | 600 | 24630-035 | 24630-077 | 24630-036 | 24630-080 | 21630-661 | |
| 14 | 42 | 2000 | 800 | 800 | 24630-035 | 24630-078 | 24630-037 | 24630-081 | 21630-662 | |
| 15 | 47 | 2200 | 600 | 300 | 24630-034 | 24630-083 | 24630-036 | 24630-084 | – | |
| 16 | 47 | 2200 | 600 | 600 | 24630-034 | 24630-077 | 24630-036 | 24630-080 | 21630-655 | |
| 17 | 47 | 2200 | 600 | 800 | 24630-034 | 24630-078 | 24630-036 | 24630-081 | 21630-656 | |
| 18 | 47 | 2200 | 800 | 600 | 24630-035 | 24630-077 | 24630-037 | 24630-080 | 21630-661 | |
| 19 | 47 | 2200 | 800 | 800 | 24630-035 | 24630-078 | 24630-037 | 24630-081 | 21630-662 | |

Part number in bold face type: ready for despatch within 2 working days
 Part number in normal type: ready for despatch within 10 working days

Cabinets – Varistar CP Electronics

INTERIOR MOUNTING – 19" PANEL/SLIDE MOUNTS

Order information

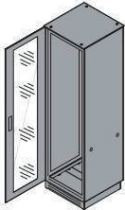

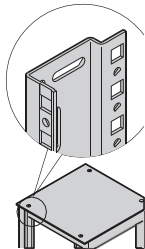
| | Dimension Standard fitting | 19" panel/slide mounts EIA | | | U height identification for 19" panel/slide mount | 19" assembly kit M6 | Adapter bracket for reduced width |
|---|--|--|---|---|---|---|--|
| | | Painted RAL 7021 | AlZn | Painted RAL9005 with U indicator | | | |
|  |  |  |  |  |  |  |  |
| Completely in RAL 7021 (black grey) | x_f = distance from front c = pitch of 19" panel/slide mounts D = cabinet depth W = cabinet width | St, 1.75 mm; reduced-width adapter bracket required for 800 mm width; depth members are required for partial height mounting | | | paper strip, white, serial numbered from 1 ... 47U | assembly kit: item 1: screws, item 2: cage nuts, item 3: washers | St, 2 mm, finish AlZn, for fixing the 19" panel/slide mounts in 800 mm wide cabinets |

| No. | U | Cabinet dimensions | | | x_f mm | c mm | PU 1 pair assembled | PU 1 pair assembled | PU 2 pair assembled | PU 4 pieces assembled | PU 50 pieces supplied loose | PU 4 pieces assembled |
|------------------------|----|--------------------|----------|----------|----------|----------|---------------------|---------------------|---------------------|-----------------------|-----------------------------|-----------------------|
| | | Height mm | Width mm | Depth mm | | | | | | | | |
| Completely in RAL 7021 | | | | | | | | | | | | |
| | | | | | | RAL 7021 | AlZn | | | | | AlZn |
| 1 | 24 | 1200 | 600 | 600 | 50 | 500 | 23130-011 | 23130-031 | – | 25127-997 | 21101-809 | |
| 2 | 24 | 1200 | 600 | 800 | 50 | 700 | | | | | | |
| 3 | 29 | 1400 | 600 | 600 | 50 | 500 | 23130-012 | 23130-032 | – | 25127-997 | 21101-809 | |
| 4 | 29 | 1400 | 600 | 800 | 50 | 700 | | | | | | |
| 5 | 33 | 1600 | 600 | 600 | 50 | 500 | 23130-013 | 23130-033 | – | 25127-997 | 21101-809 | |
| 6 | 33 | 1600 | 600 | 800 | 50 | 700 | | | | | | |
| 7 | 38 | 1800 | 600 | 600 | 50 | 500 | 23130-014 | 23130-034 | – | 25127-997 | 21101-809 | |
| 8 | 38 | 1800 | 600 | 800 | 50 | 700 | | | | | | |
| 9 | 38 | 1800 | 800 | 600 | 50 | 500 | 23130-014 | 23130-034 | – | 25127-997 | 21101-809 | |
| 10 | 42 | 2000 | 600 | 300 | 50 | 200 | 23130-015 | 23130-035 | 24630-013 | 25127-997 | 21101-809 | |
| 11 | 42 | 2000 | 600 | 600 | 50 | 500 | 23130-015 | 23130-035 | 24630-013 | 25127-997 | 21101-809 | |
| 12 | 42 | 2000 | 600 | 800 | 50 | 700 | | | | | | |
| 13 | 42 | 2000 | 800 | 600 | 50 | 500 | 23130-015 | 23130-035 | 24630-013 | 25127-997 | 21101-809 | |
| 14 | 42 | 2000 | 800 | 800 | 150 | 500 | | | | | | |
| 15 | 47 | 2200 | 600 | 300 | 50 | 200 | 23130-016 | 23130-036 | 24630-014 | 25127-997 | 21101-809 | |
| 16 | 47 | 2200 | 600 | 600 | 50 | 500 | 23130-016 | 23130-036 | 24630-014 | 25127-997 | 21101-809 | |
| 17 | 47 | 2200 | 600 | 800 | 50 | 700 | | | | | | |
| 18 | 47 | 2200 | 800 | 600 | 50 | 500 | 23130-016 | 23130-036 | 24630-014 | 25127-997 | 21101-809 | 23130-091 |
| 19 | 47 | 2200 | 800 | 800 | 150 | 500 | | | | | | |

Cabinets – Varistar CP Electronics

INTERIOR MOUNTING – ETSI PANEL/SLIDE MOUNTS

Order information




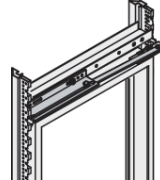


| | | | | | | ETSI panel/slide mount | | | |
|---|--------------------|-----------|----------|----------|-----------|---|-------------------|---|--|
| | | | | | | Dimensions | Panel/slide mount | | |
|  | | | | | |  | |  | |
| Completely in RAL 7021 (black grey) | | | | | | in accordance with ETS 300119-3 and IEC 60917-211; SU = 25 mm | | St, 2 mm, Al-Zn finish, suitable only for Slim-Line frame; shelves available on request | |
| No. | Cabinet dimensions | | | | Height SU | PU 1 pair assembled | | | |
| | U | Height mm | Width mm | Depth mm | | | | | |
| Completely in RAL 7021 | | | | | | | | | |
| 1 | 24 | 1200 | 600 | 600 | 42 | 23130-051 | | | |
| 2 | 24 | 1200 | 600 | 800 | 42 | | | | |
| 3 | 29 | 1400 | 600 | 600 | 50 | 23130-052 | | | |
| 4 | 29 | 1400 | 600 | 800 | 50 | | | | |
| 5 | 33 | 1600 | 600 | 600 | 60 | 23130-053 | | | |
| 6 | 33 | 1600 | 600 | 800 | 60 | | | | |
| 7 | 38 | 1800 | 600 | 600 | 68 | 23130-054 | | | |
| 8 | 38 | 1800 | 600 | 800 | 68 | | | | |
| 9 | 38 | 1800 | 800 | 600 | 68 | | | | |
| 10 | 42 | 2000 | 600 | 300 | 76 | 23130-055 | | | |
| 11 | 42 | 2000 | 600 | 600 | 76 | | | | |
| 12 | 42 | 2000 | 600 | 800 | 76 | | | | |
| 13 | 42 | 2000 | 800 | 600 | 76 | | | | |
| 14 | 42 | 2000 | 800 | 800 | 76 | | | | |
| 15 | 47 | 2200 | 600 | 300 | 84 | 23130-056 | | | |
| 16 | 47 | 2200 | 600 | 600 | 84 | | | | |
| 17 | 47 | 2200 | 600 | 800 | 84 | | | | |
| 18 | 47 | 2200 | 800 | 600 | 84 | | | | |
| 19 | 47 | 2200 | 800 | 800 | 84 | | | | |

Part number in bold face type: ready for despatch within 2 working days
 Part number in normal type: ready for despatch within 10 working days

Cabinets – Varistar CP Electronics

INTERIOR MOUNTING – SWING FRAMES FOR CABINET WIDTH 600 MM

Order information

| | | | Swing frame | Slide rail for swing frame | Stop 120° | Safety lock | Spare key |
|---|--------------------|----------|---|---|---|---|---|
|  | | |  |  |  |  |  |
| | | | St, 2 mm, RAL 7021, load-carrying capacity: 150 kg, 120° hinge, square locks incl. 2 keys | St, 1,5 mm, AlZn plated, plus assembly kit | St; for safety reasons a swing frame stop is recommended | for swing frame, instead of square lock, incl. 2 keys | |
| Height h1 U | Usable Height h2 U | Width mm | 1 piece assembled | PU 2 pieces assembled | PU 1 kit assembled | 1 piece assembled | PU 2 pieces supplied loose |
| Partial height | 12 | 600 | – | 23130-183 | 23130-158 | 60113-267 | 60220-003 |
| 24 | 20 | 600 | 21630-668 | 23130-183 | 23130-158 | 60113-267 | 60220-003 |
| 29 | 25 | 600 | 21630-670 | 23130-183 | 23130-158 | 60113-267 | 60220-003 |
| 33 | 29 | 600 | 21630-672 | 23130-183 | 23130-158 | 60113-267 | 60220-003 |
| 38 | 34 | 600 | 21630-674 | 23130-183 | 23130-158 | 60113-267 | 60220-003 |
| 42 | 38 | 600 | 21630-676 | 23130-183 | 23130-158 | 60113-267 | 60220-003 |
| 47 | 43 | 600 | 21630-678 | 23130-183 | 23130-158 | 60113-267 | 60220-003 |

INTERIOR MOUNTING – SWING FRAMES FOR CABINET WIDTH 800 MM

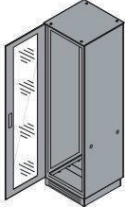
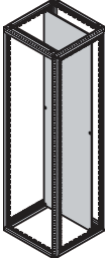

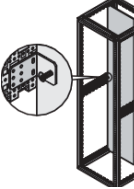


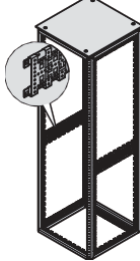
Order information

| | | | Swing frame 120° | | Swing frame 160° | | Slide rail for swing frame | Swing frame trim | | Safety lock |
|---|-----------------|----------|--|---|--|---|--|---|---|---|
| | | | Swing frame 120° | Stop 120° | Swing frame 160° | Stop 160° | | Asymmetrical assembly | Symmetrical assembly | |
|  | | |  |  |  |  |  |  |  |  |
| | | | St, 2 mm, RAL 7021, load-carrying capacity 150 kg, 120° hinge, square locks incl. 2 keys (Dimension) | St; for safety reasons a swing frame stop is recommended | St, 2 mm, RAL 7021, load-carrying capacity 150 kg, 160° hinge, square locks incl. 2 keys | St, swing frame stop is recommended for safety reasons | St, 1,5 mm, AlZn plated plus assembly kit | St, 1,5 mm, RAL 7021, trim (item 1, width 200 mm) incl. handle (item 2) and cutout for cable eyes | St, 1,5 mm, RAL 7021, trim (item 1, 2 × width 100 mm) incl. handle (item 2) and cutout for cable eyes | for swing frame, instead of square lock, incl. 2 keys |
| Height U | Usable Height U | Width mm | 1 piece assembled | PU 1 kit assembled | 1 piece assembled | PU 1 kit assembled | PU 2 pieces assembled | 1 piece assembled | PU 2 pieces assembled | 1 piece assembled |
| | 12 | 600 | – | 23130-158 | – | 23130-159 | 23130-184 | – | – | 60113-267 |
| 24 | 20 | 600 | 21630-669 | 23130-158 | 21630-680 | 23130-159 | 23130-184 | 21630-746 | 21630-749 | 60113-267 |
| 29 | 25 | 600 | 21630-671 | 23130-158 | 21630-681 | 23130-159 | 23130-184 | 21130-433 | 21130-443 | 60113-267 |
| 33 | 29 | 600 | 21630-673 | 23130-158 | 21630-682 | 23130-159 | 23130-184 | 21630-747 | 21630-750 | 60113-267 |
| 38 | 34 | 600 | 21630-675 | 23130-158 | 21630-683 | 23130-159 | 23130-184 | 21130-435 | 21130-445 | 60113-267 |
| 42 | 38 | 600 | 21630-677 | 23130-158 | 21630-684 | 23130-159 | 23130-184 | 21630-748 | 21630-751 | 60113-267 |
| 47 | 43 | 600 | 21630-679 | 23130-158 | 21630-685 | 23130-159 | 23130-184 | 21130-437 | 21130-447 | 60113-267 |

Cabinets – Varistar CP Electronics

INTERIOR MOUNTING – MOUNTING PLATE, STATIONARY SHELVES, 75 KG

Order information

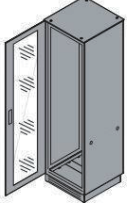
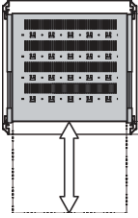
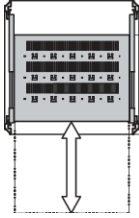
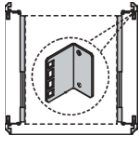
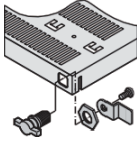
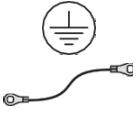
| | | | | | | Mounting plate | | | Stationary shelf Full depth | | Stationary shelf | |
|---|--------------------|-----------|----------|----------|-------------------|--|---|---|--|---|---|-------------------------|
| | | | | | | Full height | Height 1200 mm | Strengthening brackets | | | Shortened by 100 mm | Depth member, 3 rows |
|  | | | | | |  |  |  |  |  |  | |
| Completely in RAL 7021 (black grey) | | | | | | St, zinc-plated, 3 mm, static load-carrying capacity up to 450 kg (rear mounted); strengthening bracket increases static load-carrying capacity; please order separately | | | St profile, increases static load-carrying capacity of mounting plate to 150 kg | | St, 1.5 mm, static load-carrying capacity 75 kg, 1 U, incl. GND/ earthing | |
| | | | | | | St, 1.5 mm, static load-carrying cap. 75 kg, 1 U, depth 479 mm, incl. GND/ earthing, for recessed installation order depth members separately | | length 460 mm, St, 1.5 mm, finish AlZn; required for recessed shelf | | | | |
| No. | Cabinet dimensions | | | | 1 piece assembled | 1 piece assembled | PU 2 pieces assembled | 1 piece assembled | 1 piece assembled | PU 1 pair assembled | | |
| | U | Height mm | Width mm | Depth mm | | | | | | | | |
| Completely in RAL 7021 | | | | | | | | | | | | |
| 1 | 24 | 1200 | 600 | 600 | – | zinc-plated | zinc-plated | RAL 7021 | 21130-322 | 21130-322 | AlZn | |
| 2 | 24 | 1200 | 600 | 800 | – | – | 23130-413 | 23130-418 | 21130-324 | 21130-324 | 23130-081 | |
| 3 | 29 | 1400 | 600 | 600 | – | – | 23130-413 | 23130-418 | 21130-323 | 21130-322 | – | |
| 4 | 29 | 1400 | 600 | 800 | – | – | – | – | 21130-325 | 21130-324 | 23130-082 | |
| 5 | 33 | 1600 | 600 | 600 | – | – | 23130-413 | 23130-418 | 21130-323 | 21130-322 | – | |
| 6 | 33 | 1600 | 600 | 800 | – | – | – | – | 21130-325 | 21130-324 | 23130-082 | |
| 7 | 38 | 1800 | 600 | 600 | 23130-405 | 23130-413 | 23130-418 | 23130-418 | 21130-323 | 21130-322 | – | |
| 8 | 38 | 1800 | 600 | 800 | – | – | – | – | 21130-325 | 21130-324 | 23130-082 | |
| 9 | 38 | 1800 | 800 | 600 | 23130-406 | 23130-414 | 23130-418 | 23130-418 | 21130-333 | 21130-332 | – | |
| 10 | 42 | 2000 | 600 | 300 | 23130-407 | 23130-413 | 23130-418 | 23130-418 | – | – | – | |
| 11 | 42 | 2000 | 600 | 600 | 23130-407 | 23130-413 | 23130-418 | 23130-418 | 21130-323 | 21130-322 | – | |
| 12 | 42 | 2000 | 600 | 800 | – | – | – | – | 21130-325 | 21130-324 | 23130-082 | |
| 13 | 42 | 2000 | 800 | 600 | 23130-408 | 23130-414 | 23130-418 | 23130-418 | 21130-333 | 21130-332 | – | |
| 14 | 42 | 2000 | 800 | 800 | – | – | – | – | 21130-335 | 21130-334 | 23130-082 | |
| 15 | 47 | 2200 | 600 | 300 | – | – | 23130-413 | 23130-418 | – | – | – | |
| 16 | 47 | 2200 | 600 | 600 | – | – | 23130-413 | 23130-418 | 21130-323 | 21130-322 | 23130-081 | |
| 17 | 47 | 2200 | 600 | 800 | – | – | – | – | 21130-325 | 21130-324 | 23130-082 | |
| 18 | 47 | 2200 | 800 | 600 | – | – | 23130-414 | 23130-418 | 21130-333 | 21130-332 | 23130-081 | |
| 19 | 47 | 2200 | 800 | 800 | – | – | 23130-414 | 23130-418 | 24630-335 | 21130-334 | 23130-082 | |

Part number in bold face type: ready for despatch within 2 working days
Part number in normal type: ready for despatch within 10 working days

Cabinets – Varistar CP Electronics

INTERIOR MOUNTING – TELESCOPIC SHELVES, 70 KG

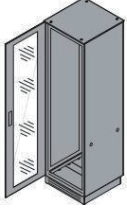
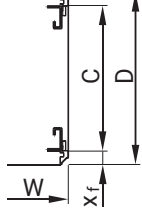
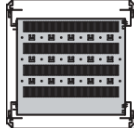
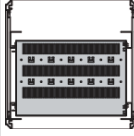
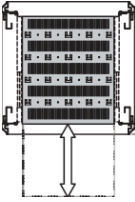
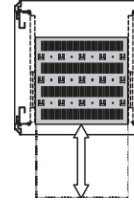
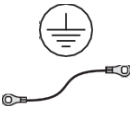
Order information

| | | | | | Telescopic shelf, 2 U | | | | |
|---|--------------------|-----------|----------|----------|---|---|--|---|---|
| | | | | | Full depth | Shortened by 100 mm | Mounting bracket | T-bar lock | GND/earthing |
|  | | | | |  |  |  |  |  |
| Completely in RAL 7021 (black grey) | | | | | St, 1.5 mm, static load-carrying capacity 70/50 kg (width 600/800 mm), incl. telescopic slide, please order mounting bracket separately | St, 1.5 mm, static load-carrying capacity 70/50 kg (width 600/800 mm), incl. telescopic slide, please order mounting bracket separately | St, finish AlZn | to lock the telescopic shelf | for telescopic shelf |
| No. | Cabinet dimensions | | | | 1 piece assembled | 1 piece assembled | PU 4 pieces assembled | 1 piece assembled | PU 1 kit assembled |
| | U | Height mm | Width mm | Depth mm | | | | | |
| Completely in RAL 7021 | | | | | RAL 7021 | RAL 7021 | AlZn | | |
| 1 | 24 | 1200 | 600 | 600 | 21130-353 | 21130-352 | 23130-274 | 23130-092 | 23130-140 |
| 2 | 24 | 1200 | 600 | 800 | 21130-355 | 21130-354 | | | |
| 3 | 29 | 1400 | 600 | 600 | 21130-353 | 21130-352 | 23130-274 | 23130-092 | 23130-140 |
| 4 | 29 | 1400 | 600 | 800 | 21130-355 | 21130-354 | | | |
| 5 | 33 | 1600 | 600 | 600 | 21130-353 | 21130-352 | 23130-274 | 23130-092 | 23130-140 |
| 6 | 33 | 1600 | 600 | 800 | 21130-355 | 21130-354 | | | |
| 7 | 38 | 1800 | 600 | 600 | 21130-353 | 21130-352 | 23130-274 | 23130-092 | 23130-140 |
| 8 | 38 | 1800 | 600 | 800 | 21130-355 | 21130-354 | | | |
| 9 | 38 | 1800 | 800 | 600 | 21130-373 | 21130-372 | 23130-274 | 23130-092 | 23130-140 |
| 10 | 42 | 2000 | 600 | 300 | – | – | – | – | – |
| 11 | 42 | 2000 | 600 | 600 | 21130-353 | 21130-352 | 23130-274 | 23130-092 | 23130-140 |
| 12 | 42 | 2000 | 600 | 800 | 21130-355 | 21130-354 | | | |
| 13 | 42 | 2000 | 800 | 600 | 21130-373 | 21130-372 | 23130-274 | 23130-092 | 23130-140 |
| 14 | 42 | 2000 | 800 | 800 | 21130-375 | 21130-374 | | | |
| 15 | 47 | 2200 | 600 | 300 | – | – | – | – | – |
| 16 | 47 | 2200 | 600 | 600 | 21130-353 | 21130-352 | 23130-274 | 23130-092 | 23130-140 |
| 17 | 47 | 2200 | 600 | 800 | 21130-355 | 21130-354 | | | |
| 18 | 47 | 2200 | 800 | 600 | 21130-373 | 21130-372 | 23130-274 | 23130-092 | 23130-140 |
| 19 | 47 | 2200 | 800 | 800 | 21130-375 | 21130-374 | 23130-274 | 23130-092 | 23130-140 |

Cabinets – Varistar CP Electronics

INTERIOR MOUNTING – 19" SHELVES 1 U, STATIONARY 75 KG, TELESCOPIC 30 KG

Order information

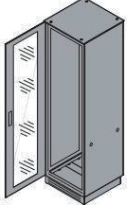
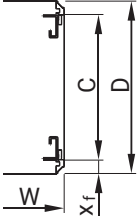
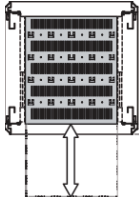
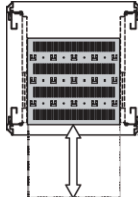
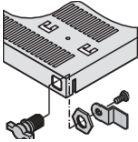
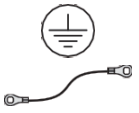
| | | Dimension Standard fitting | | 19" stationary shelf, 1 U, 75 kg | | | | | | | |
|---|--------------------|---|----------|---|---|---|---|---|-------------------|-------------------|--------------------|
| | | | | Full depth | Shortened by 100 mm | Full depth | Shortened by 100 mm | GND/earthing | | | |
|  | |  | |  |  |  |  |  | | | |
| Completely in RAL 7021 (black grey) | | x _f = distance from front c = pitch of 19" panel/ slide mounts D = cabinet depth W = cabinet width | | St, 1.5 mm, static load-carrying capacity 75 kg, depth 600 mm, incl. GND/earthing | St, 1.5 mm, static load-carrying capacity 75 kg, depth 500 mm, incl. GND/earthing | St, 1.5 mm, static load-carrying capacity 30 kg, incl. telescopic slide. Please order GND/earthing kit separately | St, 1.5 mm, static load-carrying capacity 30 kg, incl. telescopic slide. Please order GND/earthing kit separately | for telescopic shelf | | | |
| No. | Cabinet dimensions | | | | | | 1 piece assembled | 1 piece assembled | 1 piece assembled | 1 piece assembled | PU 1 kit assembled |
| | U | Height mm | Width mm | Depth mm | x _f mm | c mm | | | | | |
| Completely in RAL 7021 | | | | | | | | | | | |
| 1 | 24 | 1200 | 600 | 600 | 50 | 500 | 21130-303 | 21130-302 | 21130-343 | 21130-342 | 23130-140 |
| 2 | 24 | 1200 | 600 | 800 | 50 | 700 | 21130-305 | 21130-304 | 21130-345 | 21130-344 | 23130-140 |
| 3 | 29 | 1400 | 600 | 600 | 50 | 500 | 21130-303 | 21130-302 | 21130-343 | 21130-342 | 23130-140 |
| 4 | 29 | 1400 | 600 | 800 | 50 | 700 | 21130-305 | 21130-304 | 21130-345 | 21130-344 | 23130-140 |
| 5 | 33 | 1600 | 600 | 600 | 50 | 500 | 21130-303 | 21130-302 | 21130-343 | 21130-342 | 23130-140 |
| 6 | 33 | 1600 | 600 | 800 | 50 | 700 | 21130-305 | 21130-304 | 21130-345 | 21130-344 | 23130-140 |
| 7 | 38 | 1800 | 600 | 600 | 50 | 500 | 21130-303 | 21130-302 | 21130-343 | 21130-342 | 23130-140 |
| 8 | 38 | 1800 | 600 | 800 | 50 | 700 | 21130-305 | 21130-304 | 21130-345 | 21130-344 | 23130-140 |
| 9 | 38 | 1800 | 800 | 600 | 50 | 500 | 21130-303 | 21130-302 | 21130-343 | 21130-342 | 23130-140 |
| 10 | 42 | 2000 | 600 | 300 | 50 | 200 | – | – | – | – | – |
| 11 | 42 | 2000 | 600 | 600 | 50 | 500 | 21130-303 | 21130-302 | 21130-343 | 21130-342 | 23130-140 |
| 12 | 42 | 2000 | 600 | 800 | 50 | 700 | 21130-305 | 21130-304 | 21130-345 | 21130-344 | 23130-140 |
| 13 | 42 | 2000 | 800 | 600 | 50 | 500 | 21130-303 | 21130-302 | 21130-343 | 21130-342 | 23130-140 |
| 14 | 42 | 2000 | 800 | 800 | 150 | 500 | 21130-303 | 21130-302 | 21130-343 | 21130-342 | 23130-140 |
| 15 | 47 | 2200 | 600 | 300 | 50 | 200 | – | – | – | – | – |
| 16 | 47 | 2200 | 600 | 600 | 50 | 500 | 21130-303 | 21130-302 | 21130-343 | 21130-342 | 23130-140 |
| 17 | 47 | 2200 | 600 | 800 | 50 | 700 | 21130-305 | 21130-304 | 21130-345 | 21130-344 | 23130-140 |
| 18 | 47 | 2200 | 800 | 600 | 50 | 500 | 21130-303 | 21130-302 | 21130-343 | 21130-342 | 23130-140 |
| 19 | 47 | 2200 | 800 | 800 | 150 | 500 | 21130-303 | 21130-302 | 21130-343 | 21130-342 | 23130-140 |

Part number in bold face type: ready for despatch within 2 working days
Part number in normal type: ready for despatch within 10 working days

Cabinets – Varistar CP Electronics

INTERIOR MOUNTING – 19" TELESCOPIC SHELF, 2 U, 70 KG

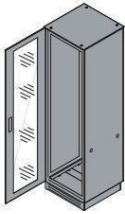
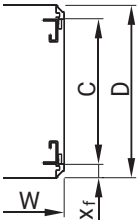
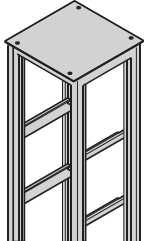
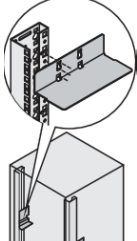
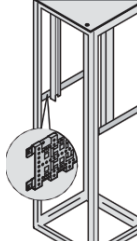
Order information

| | | Dimension Standard fitting | | Telescopic shelf, 2U, 70 kg | | | | | | |
|---|--------------------|--|----------|---|---|---|---|-----------------------|-------------------|--------------------|
| | | | | Full depth | Shortened by 100 mm | T-bar lock | GND/earthing | | | |
|  | |  | |  |  |  |  | | | |
| Completely in RAL 7021 (black grey) | | x _f = distance from front c = pitch of 19" panel/slide mounts D = cabinet depth W = cabinet width | | St, 1.5 mm, RAL 7021, static load-carrying capacity 70 kg, width 417 mm, depth 482 mm, incl. telescopic slide, Please order, T-bar lock and earthing kit separately | St, 1.5 mm, RAL 7021, static load-carrying capacity 70 kg, width 400 mm, depth 682 mm, incl. telescopic slide, Please order, T-bar lock and earthing kit separately | to lock the telescopic shelf | for telescopic shelf | | | |
| No. | Cabinet dimensions | | | | | | 1 piece assembled | PU 4 pieces assembled | 1 piece assembled | PU 1 kit assembled |
| | U | Height mm | Width mm | Depth mm | x _f mm | c mm | | | | |
| Completely in RAL 7021 | | | | | | | | | | |
| 1 | 24 | 1200 | 600 | 600 | 50 | 500 | 21130-353 | 21130-352 | 23130-092 | 23130-140 |
| 2 | 24 | 1200 | 600 | 800 | 50 | 700 | 21130-355 | 21130-354 | | |
| 3 | 29 | 1400 | 600 | 600 | 50 | 500 | 21130-353 | 21130-352 | 23130-092 | 23130-140 |
| 4 | 29 | 1400 | 600 | 800 | 50 | 700 | 21130-355 | 21130-354 | | |
| 5 | 33 | 1600 | 600 | 600 | 50 | 500 | 21130-353 | 21130-352 | 23130-092 | 23130-140 |
| 6 | 33 | 1600 | 600 | 800 | 50 | 700 | 21130-355 | 21130-354 | | |
| 7 | 38 | 1800 | 600 | 600 | 50 | 500 | 21130-353 | 21130-352 | 23130-092 | 23130-140 |
| 8 | 38 | 1800 | 600 | 800 | 50 | 700 | 21130-355 | 21130-354 | | |
| 9 | 38 | 1800 | 800 | 600 | 50 | 500 | 21130-353 | 21130-352 | 23130-092 | 23130-140 |
| 10 | 42 | 2000 | 600 | 300 | 50 | 200 | – | – | – | – |
| 11 | 42 | 2000 | 600 | 600 | 50 | 500 | 21130-353 | 21130-352 | 23130-092 | 23130-140 |
| 12 | 42 | 2000 | 600 | 800 | 50 | 700 | 21130-355 | 21130-354 | | |
| 13 | 42 | 2000 | 800 | 600 | 50 | 500 | 21130-353 | 21130-352 | 23130-092 | 23130-140 |
| 14 | 42 | 2000 | 800 | 800 | 150 | 500 | 21130-353 | 21130-352 | | |
| 15 | 47 | 2200 | 600 | 300 | 50 | 200 | – | – | – | – |
| 16 | 47 | 2200 | 600 | 600 | 50 | 500 | 21130-353 | 21130-352 | 23130-092 | 23130-140 |
| 17 | 47 | 2200 | 600 | 800 | 50 | 700 | 21130-355 | 21130-354 | | |
| 18 | 47 | 2200 | 800 | 600 | 50 | 500 | 21130-353 | 21130-352 | 23130-092 | 23130-140 |
| 19 | 47 | 2200 | 800 | 800 | 150 | 500 | 21130-353 | 21130-352 | | |

Cabinets – Varistar CP Electronics

INTERIOR MOUNTING – SLIDE RAILS, DEPTH MEMBERS

Order information

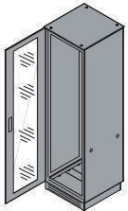
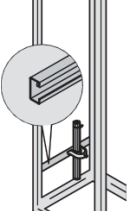

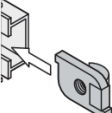
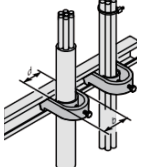
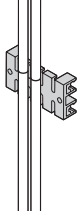
| | | Dimension Standard fitting | | Slide rail | | Short slide rail | Depth member, 3 rows | | | |
|---|--------------------|--|----------|---|---|---|--|-----------------------|--------------------|---------------------|
| | | | | 25 kg | 100 kg | | | | | |
|  | |  | |  | |  |  | | | |
| Completely in RAL 7021 (black grey) | | x _f = distance from front c = pitch of 19" panel/slide mounts D = cabinet depth W = cabinet width | | St, 1.5 mm, finish AlZn, static load-carrying capacity 25 kg/pair | St, 2.5 mm, zincplated, static load-carrying capacity 100 kg/pair | St, 1.5 mm, finish AlZn, static load-carrying capacity 15 kg/pair | length 460 mm, St, 1.5 mm, finish AlZn; required for recessed frame mounted stationary shelf | | | |
| No. | Cabinet dimensions | | | | | | PU 2 pieces assembled | PU 2 pieces assembled | PU 1 kit assembled | PU 1 pair assembled |
| | U | Height mm | Width mm | Depth mm | x _f mm | c mm | | | | |
| Completely in RAL 7021 | | | | | | | | | | |
| 1 | 24 | 1200 | 600 | 600 | 50 | 500 | 23130-096 | zinc-plated | AlZn | AlZn |
| 2 | 24 | 1200 | 600 | 800 | 50 | 700 | 23130-097 | 23130-118 | | 23130-081 |
| 3 | 29 | 1400 | 600 | 600 | 50 | 500 | 23130-096 | 23130-119 | | 23130-082 |
| 4 | 29 | 1400 | 600 | 800 | 50 | 700 | 23130-097 | 23130-118 | | 23130-081 |
| 5 | 33 | 1600 | 600 | 600 | 50 | 500 | 23130-096 | 23130-119 | | 23130-082 |
| 6 | 33 | 1600 | 600 | 800 | 50 | 700 | 23130-097 | 23130-118 | | 23130-081 |
| 7 | 38 | 1800 | 600 | 600 | 50 | 500 | 23130-096 | 23130-119 | | 23130-082 |
| 8 | 38 | 1800 | 600 | 800 | 50 | 700 | 23130-097 | 23130-118 | | 23130-081 |
| 9 | 38 | 1800 | 800 | 600 | 50 | 500 | 23130-096 | 23130-119 | | 23130-082 |
| 10 | 42 | 2000 | 600 | 300 | 50 | 200 | 23130-099 | 23130-118 | | 23130-081 |
| 11 | 42 | 2000 | 600 | 600 | 50 | 500 | 23130-096 | 23130-119 | | - |
| 12 | 42 | 2000 | 600 | 800 | 50 | 700 | 23130-097 | 23130-118 | | 23130-081 |
| 13 | 42 | 2000 | 800 | 600 | 50 | 500 | 23130-096 | 23130-119 | | 23130-082 |
| 14 | 42 | 2000 | 800 | 800 | 150 | 500 | 23130-096 | 23130-118 | | 23130-081 |
| 15 | 47 | 2200 | 600 | 300 | 50 | 200 | 23130-099 | 23130-119 | | 23130-082 |
| 16 | 47 | 2200 | 600 | 600 | 50 | 500 | 23130-096 | 23130-118 | | - |
| 17 | 47 | 2200 | 600 | 800 | 50 | 700 | 23130-097 | 23130-119 | | 23130-081 |
| 18 | 47 | 2200 | 800 | 600 | 50 | 500 | 23130-096 | 23130-118 | | 23130-082 |
| 19 | 47 | 2200 | 800 | 800 | 150 | 500 | 23130-096 | 23130-119 | | 23130-081 |

Part number in bold face type: ready for despatch within 2 working days
Part number in normal type: ready for despatch within 10 working days

Cabinets – Varistar CP Electronics

INTERIOR MOUNTING – CABLE DUCTINGS

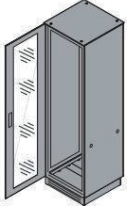
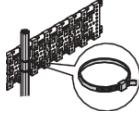
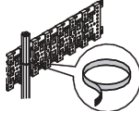
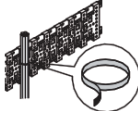




Order information

| | | | | | Cable ducting with C-profile | | | | |
|---|----|-----------|----------|----------|---|---|--|---|---|
| | | | | | C-rail for cabinet depth | C-rail for cabinet width | Slide nut | Cable shell | Cable support for Crail |
|  | | | | |  |  |  |  |  |
| Completely in RAL 7021 (black grey) | | | | | St, 1.5 mm, finish AlZn | St, 1.5 mm, finish AlZn | for C-rail | for C-rail or for cable PA, UL 94 V-0, black, support rail, assembly by for cable bundles of 42 ... 46 mm, further dimensions see page 27 | PA, UL 94 V-0, black, assembly by clipping onto the C-rail |
| Cabinet dimensions | | | | | | | | | |
| No. | U | Height mm | Width mm | Depth mm | PU 2 pieces supplied loose | PU 2 pieces supplied loose | PU 10 pieces supplied loose | PU 10 pieces supplied loose | PU 5 pieces supplied loose |
| Completely in RAL 7021 | | | | | AlZn | AlZn | | | |
| 1 | 24 | 1200 | 600 | 600 | 23130-086 | 23130-334 | 21120-140 | 20114-731 | 60118-472 |
| 2 | 24 | 1200 | 600 | 800 | 23130-087 | | | | |
| 3 | 29 | 1400 | 600 | 600 | 23130-086 | 23130-333 | 21120-140 | 20114-731 | 60118-472 |
| 4 | 29 | 1400 | 600 | 800 | 23130-087 | | | | |
| 5 | 33 | 1600 | 600 | 600 | 23130-086 | 23130-333 | 21120-140 | 20114-731 | 60118-472 |
| 6 | 33 | 1600 | 600 | 800 | 23130-087 | | | | |
| 7 | 38 | 1800 | 600 | 600 | 23130-086 | 23130-333 | 21120-140 | 20114-731 | 60118-472 |
| 8 | 38 | 1800 | 600 | 800 | 23130-087 | | | | |
| 9 | 38 | 1800 | 800 | 600 | 23130-086 | 23130-334 | 21120-140 | 20114-731 | 60118-472 |
| 10 | 42 | 2000 | 600 | 300 | – | – | – | – | – |
| 11 | 42 | 2000 | 600 | 600 | 23130-086 | 23130-333 | 21120-140 | 20114-731 | 60118-472 |
| 12 | 42 | 2000 | 600 | 800 | 23130-087 | | | | |
| 13 | 42 | 2000 | 800 | 600 | 23130-086 | 23130-334 | 21120-140 | 20114-731 | 60118-472 |
| 14 | 42 | 2000 | 800 | 800 | 23130-087 | | | | |
| 15 | 47 | 2200 | 600 | 300 | – | – | – | – | – |
| 16 | 47 | 2200 | 600 | 600 | 23130-086 | 23130-333 | 21120-140 | 20114-731 | 60118-472 |
| 17 | 47 | 2200 | 600 | 800 | 23130-087 | | | | |
| 18 | 47 | 2200 | 800 | 600 | 23130-086 | 23130-334 | 21120-140 | 20114-731 | 60118-472 |
| 19 | 47 | 2200 | 800 | 800 | 23130-087 | – | – | – | – |

Cabinets – Varistar CP Electronics

INTERIOR MOUNTING – CABLE TIES, VELCRO

Order information

| | | | | | Cable tie | Velcro | Velcro strip | General components |
|---|--------------------|-----------|----------|----------|---|---|--|--|
|  | | | | |  |  |  | Mechanics  |
| Completely in RAL 7021 (black grey) | | | | | plastic, 92 mm x 2.5 mm, further dimensions see page 32 | black, length 200 mm, further dimensions see page 32 | black, length 300 mm, further dimensions see page 32 | Electrics  |
| No. | Cabinet dimensions | | | | PU 25 pieces supplied loose | PU 10 pieces supplied loose | PU 10 pieces supplied loose | |
| | U | Height mm | Width mm | Depth mm | | | | |
| Completely in RAL 7021 | | | | | | | | Power distribution  |
| 1 | 24 | 1200 | 600 | 600 | 20118-351 | 20118-898 | 20118-624 | Climate control  |
| 2 | 24 | 1200 | 600 | 800 | | | | |
| 3 | 29 | 1400 | 600 | 600 | | | | |
| 4 | 29 | 1400 | 600 | 800 | | | | |
| 5 | 33 | 1600 | 600 | 600 | | | | |
| 6 | 33 | 1600 | 600 | 800 | | | | |
| 7 | 38 | 1800 | 600 | 600 | | | | |
| 8 | 38 | 1800 | 600 | 800 | | | | |
| 9 | 38 | 1800 | 800 | 600 | | | | |
| 10 | 42 | 2000 | 600 | 300 | | | | |
| 11 | 42 | 2000 | 600 | 600 | | | | |
| 12 | 42 | 2000 | 600 | 800 | | | | |
| 13 | 42 | 2000 | 800 | 600 | | | | |
| 14 | 42 | 2000 | 800 | 800 | | | | |
| 15 | 47 | 2200 | 600 | 300 | | | | |
| 16 | 47 | 2200 | 600 | 600 | | | | |
| 17 | 47 | 2200 | 600 | 800 | | | | |
| 18 | 47 | 2200 | 800 | 600 | | | | |
| 19 | 47 | 2200 | 800 | 800 | | | | |

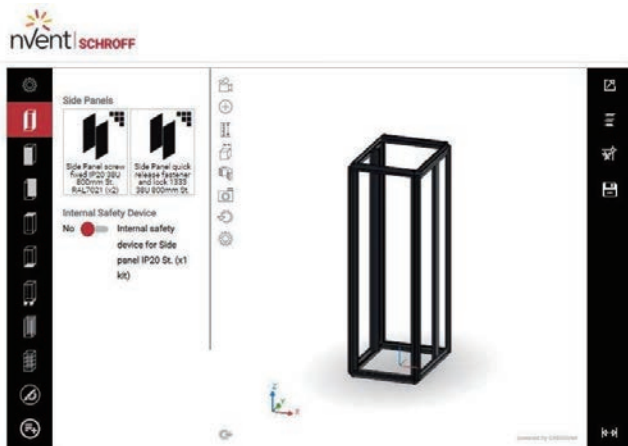
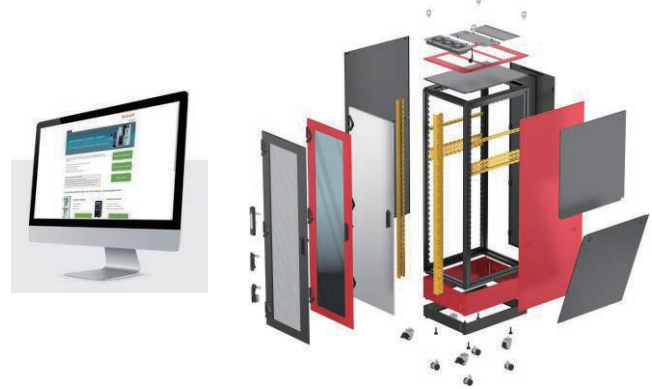
Part number in bold face type: ready for despatch within 2 working days
 Part number in normal type: ready for despatch within 10 working days

Cabinets – Varistar CP Electronics

INTERNET CONFIGURATOR

Design your customized robust steel-framed electronic / server cabinet with integrated electromechanical accessories

<https://SCHROFF.nVent.com/en-de/configurators/3d/varistar-cp/new>



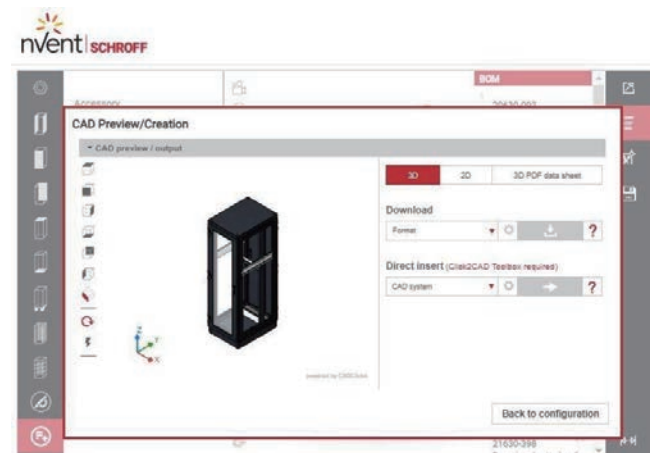
1. Start the configuration and select the dimensions of the frame



2. Select the external cladding parts like: Doors, side panel, top cover, base plate and plinth



3. Add further accessories, create the BOM



4. Create the 3D CAD of your configuration and save it



North America

Warwick, RI, USA
Tel +1.401.738.1722
San Diego, CA, USA
Tel +1.858.740.2400

Europe, Middle East, Africa

Straubenhardt, Germany
Tel +49 7082 794 0
Betschdorf, France
Tel +33 3 88 90 64 90
Warsaw, Poland
Tel +48 22 209 98 35
Hemel Hempstead, Great Britain
Tel +44 1442 24 04 71
Lainate, Italy
Tel +39 02 932 714 1
Dubai, United Arab Emirates
Tel +971 4 82 38 666
Bangalore, India
Tel +91 80 6715 8900
Istanbul, Turkey
Tel +90 541 368 0941

Asia Pacific

Qingdao, China
Tel +86 532 8771 6280
Singapore
Tel +65 6768 5800
Shin-Yokohama, Japan
Tel +81 45 476 0271



Our powerful portfolio of brands:

CADDY ERICO HOFFMAN ILSCO SCHROFF TRACHTE