

# Single Pole Distribution Block, 500 A IEC, Cable Line, 6 Cables Load, Aluminum

## Data Solutions

### KATALOGNUMMER

---

**UD6C500AL**



### CERTIFICERINGER

---



### FUNKTIONER

---

Tinned copper or aluminum block allows for copper or aluminum conductor direct connections, or using ferrule

Screw retaining cover is hinged and removable

Design allows for visual inspection of conductor and confirmation of connection

Modular snap-together blocks for building multi-pole power blocks

Easily clips onto DIN rail or mounts to panel with screws

95% fill ratio

RoHS compliant

Conforms to EN 45545 obtaining an HL3 classification for chapter R23 and HL2 classification for chapter R22

Halogen free

## PRODUKTEGENSKABER

---

Artikelnummer: 569201

Finish: Tinned

Max Current Rating, IEC: 500A

Max Current Rating, UL/CSA: 380A

Line Side Connection: Cable

Load Side Connection: 6 Cables

Materiale: Aluminium; Thermoplastic

Line Side Max Conductor Size, IEC: 240 mm<sup>2</sup>

Load Side Max Conductor Size, IEC: 50 mm<sup>2</sup>

Max Working Voltage, IEC (Ui): 1000; 1500

Max Working Voltage, UL (Vin): 1000

Short Term Withstand Current (Icw) 1s: 34.3kA

Peak Short Circuit Current (Ipk): 52.5kA

Rated Conditional Short-Circuit Current (Icc): 25kA

Short Circuit Current Rating (SCCR): 100kA

Line Side Number of Connections: 1

Line Side Compact Stranded Wire Size: 95 - 240 mm<sup>2</sup>

Line Side Wire Size: 3 – 500

Load Side Number of Connections: 6

Load Side Compact Stranded Wire Size: 10 - 50 mm<sup>2</sup>

Load Side Stranded Wire Size - Ferrule: #8 - #1

Load Side Wire Size: #8 - 1/0

Enclosure Rating: IP 20

Dybde (D): 148.1mm

Height (H): 90.2mm

Width (W): 43.7mm

Unit Weight: 0.34kg

Certification Details: UL® 1953

Flammability Rating: UL® 94V-0

Complies With: IEC® 60947-7-1

## YDERLIGERE PRODUKTOPLYSNINGER

---

Increase the number of outputs with one input using a jumper on blocks with a Max Current Rating, IEC up to 160 A.

Blocks with 1,000 VAC/DC Max Working Voltage, UL are ideal for solar applications.

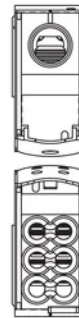
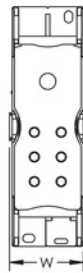
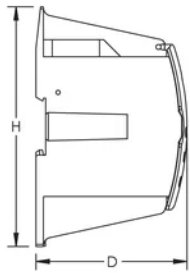
## Design Guideline for Distribution Blocks, Power Blocks and Power Terminals

Derating according to Ambient\* Temperature (°C) to maintain working temperature of 85°C

Ambient Temperature (°C)	30°	35°	40°	45°	50°	55°	60°	65°	70°	75°
Derating Coefficient (d)	1	1	1	0.94	0.88	0.82	0.75	0.67	0.58	0.47

\*environment around the terminal blocks inside the enclosure

## DIAGRAMS



## ADVARSEL

nVent-produkter skal kun installeres og anvendes som angivet i nVents produktvejledninger og træningsmaterialer. Vejledninger er tilgængelige på [www.nvent.com](http://www.nvent.com) og hos din nVent kundeservicerepræsentant. Forkert installation, misbrug, fejlanvendelse eller anden undladelse af fuldt ud at følge nVents instruktioner og advarsler kan medføre funktionsfejl, materielle skader, alvorlige personskader eller død og/eller ugyldiggøre din garanti.



Vores kraftfulde portefølje af mærker:

**CADDY ERICO HOFFMAN ILSCO SCHROFF TRACHTE**